


# EUROCHAIR2 POLARO

2.845

 **Allowed user weight**  
130 kg

 **Suitable for passenger transport**  
Tested to ISO 7176-19





Extended back



Brake lever extension



Legrests angle-adjustable and lockable, swing-away and detachable



Ergonomically shaped seat cushion

## Lying and positioning

### **EFFICIENCY**

- \*Umfassende Optionen zur individuellen Adaption können zu- oder wieder abgerüstet werden
- Already the standard version is fully equipped
- A high level of availability of parts through the combination to the Eurochair-building block system

### **THERAPEUTIC BENEFIT**

- Fine tuned seat and back adjustment stabilises the seating position
- Quick adaptation and hygienic equipment with washable cover for versatile application in hospitals
- Simple adjustment of leg- and head support, footplates and arm supports to achieve the desired sitting position
- Supports mobility of user living in a nursing home

### **FIELD OF USE**

- Geriatric supply of immobile persons
- As basic configuration in nursing homes and rest home
- for hour by hour sitting in a wheelchair
- As a push wheelchair for tours from residential living users

ORDER

COST ESTIMATE

CUSTOM DESIGN

Please fax the completed order form to: **05733 922 9311**

Customer service **05733 922 311**

Billing address / Customer ref. no.:

Delivery address:

Tax-ID

Consignment / Comments:

Order quantity:

**MEYRA**



### Basic equipment

- Backrest, 30° infinitely variable adjustment
- Gas pressure spring
- Handrim aluminium
- Handrim distance narrow
- PU-tyres, puncture safe



### Allowed user weight

130 kg



### Suitable for passenger transport

Tested to ISO 7176-19



### Hints

Our Terms and Conditions as stated at [www.meyra.de/AGB](http://www.meyra.de/AGB) shall apply

You can find information on the measurement process at [www.meyra.de/messverfahren](http://www.meyra.de/messverfahren)

When transported in public transport (e.g. train), the dimensions of the wheelchair may be higher than the guide values of the transport company. Please inquire in advance.

When using auxiliary drives, the permissible total weight must not be exceeded.

Valid from 01.01.2024 – 31.12.2024.

Errors, misprints and changes reserved.

Use our K.I.S.S.S. for orders and configurations at [www.kisss-by-meyra.de](http://www.kisss-by-meyra.de)

You avoid queries and incorrect orders thanks to the buildability check

- Adjustable back rest with push bar
- Side panel incl. push-button controlled height-adjustable armrest height
- Leg supports, removable and swivelling
- Frame colour Silverline

**Technical specifications**

Seat widths in mm	430/480
Width ready to drive in mm from	Seat width +220
Width folded in mm from	320
Seat depth in mm	430/460
Seat height front/rear in mm	440 - 520
Overall height in mm	1050
Back support height in mm	500
Arm support height in mm	210 - 260
Length with footrest in mm	1090
Length without leg supports in mm	880
User weight	130 kg
Empty weight from	17,5 kg
Permissible overall weight	155 kg
Transport weight	12 kg
Rear wheel	600 mm(24")
Brake test according to STANDARD	7°

Please select by ticking the relevant boxes

Special construction/individual solution o.r. - on request

Standard version: If no other selection is made, the standard version will be delivered.

## 01 Seat width (SW)

CODE	DESCRIPTION
43	SW 430 mm
48	SW 480 mm
959	Side upholstery (pair), seat width reduction of 30mm

## 02 Seat depth (SD)

CODE	DESCRIPTION
788	SD 430 mm
619	SD 460 mm


## 03 Front seat height (FSH) in combination with steering- and drive wheel (without seat cushion)

By selecting the VSH, a standard steering wheel as well as the matching steering fork are automatically configured. The rear seat height is automatically determined by the standard seat tilt of approx. 4 degrees, which corresponds to approx. 30 mm difference.

Code	Ø Lightwheel	Front seat height (VSH in mm)										
		445	460	470	475	485	490	505	510	520	550	
154	142 Ø Soft solid rubber											
161	180 Ø Polyurethane											
645	180 Ø Pneumatic tyres											

 Drive wheel incl. thru axle (pair) Ø 24" x 1 3/8

## 04 Handrims

CODE	DESCRIPTION
494	Aluminum, handrim spacing narrow
493	Stainless steel, handrim spacing narrow (extendable to far)
871	Double handrim for seat widths up to 480 mm  Not in conjunction with drum brakes CODE 706
166	Handrim coating silicone

Please select by ticking the relevant boxes

 Special construction/individual solution o.r. - on request

 Standard version: If no other selection is made, the standard version will be delivered.


## 05 Tyres

CODE	DESCRIPTION	Ø
486/896	Pneumatic tyre with grooved profile	24 x 1 3/8"
896/902	PU-tyres, puncture safe	24 x 1 3/8"

## 06 Brake

CODE	DESCRIPTION
680	Pressure brake for user
680/706	Pressure brake for user and drum brake for accompanying person
986	Brake lever extension, slide-on, 1 pair

## 07 Back system and Back support height (BH)

CODE	DESCRIPTION	Height
591	Automatically formed back, fixed, including height adjustable push handles  only in combination with incontinence cover CODE 4980	Frame height 500mm
638	Adjustable back rest with push bar  Not in combination with height-adjustable push handles CODE 502	Frame height 500mm

### Backrest options

CODE	DESCRIPTION
26	back rest, 30° stepless adjustable, with gas pressure spring

### Back unit options

CODE	DESCRIPTION
913	Headrest, 180 mm stepless height adjustable and angle adjustable
259	back extension of 300 mm  Only in combination with adjustable back strap CODE 638, not in combination with CODE 913 headrest

Please select by ticking the relevant boxes

 Special construction/individual solution o.r. - on request

 Standard version: If no other selection is made, the standard version will be delivered.

## 08 Arm supports and arm pads

1 = swivelling up 2 = removable 3 = lockable 4 = armrest height adjustable

CODE	DESCRIPTION	FUNCTIONS
107	Side section incl. height-adjustable and removable armrest via push button, suitable for tetraplegics, armrest height min. 210 mm	1,2,3,4

## 09 Leg supports

CODE	DESCRIPTION
94	Without leg supports and footrest
93	Leg supports, removable and swivelling
92	Leg supports, swivelling upward, removable and swivelling

### Footrests

CODE	DESCRIPTION
798	Footrest separated, removable, swing up, angle adjustable (pair)

 Lower leg length adjustment possible in 20 mm steps from 360 - 520 mm depending on coding

### Leg support and footrest options

CODE	DESCRIPTION
822	Shoe fastening strap (pair)
823	Heel cup (pair)

## 10 Frame colours

CODE	DESCRIPTION
4919	Silverline

Please select by ticking the relevant boxes

Special construction/individual solution o.r. - on request

Standard version: If no other selection is made, the standard version will be delivered.

### 11 Seat-/back strap colours

CODE	DESCRIPTION
235	Black, textile ⚠ Only in combination with adjustable backrest CODE 638
4980	Incontinency cover, black ⚠ Only in combination with anatomic formed back CODE 591

### 12 Hand and spoke guard

CODE	DESCRIPTION
489	Transparent

### 13 Support castors

CODE	DESCRIPTION
691	Support castors, length adjustable, removable (1 pair)

### 14 Therapy tables

CODE	DESCRIPTION
929	Therapy table plastic, transparent, adjustable from 380 - 480 mm seat width
930	Therapy table for self-drivers, plastic, transparent, slide-on for defined seat width, with front edge

With 24" wheels and a rear seat height of less than 470 mm, there is a restriction on the armrest height when using the CODE 929/930 therapy table, i.e. the armrest must be set correspondingly higher, as the lowest armrest position is then not possible.



Please select by ticking the relevant boxes Special construction/individual solution o.r. - on request Standard version: If no other selection is made, the standard version will be delivered.**15 Other accessories**

CODE	DESCRIPTION
585	Infusion post "UNIVERSAL"
912	Air-pump with holder
970	Crutch holder
819	Reflectors
833	Safety belt

### USER DATA

First name

Name

Street

ZIP CODE

City

Country

Birthday

Diagnosis 1

Diagnosis 2

Tel.

Mobil

E-mail

Order number

Health insurance fund / cost unit

Specialist trade Contact person/phone.

Supply specialist MEYRA

Approval info from week

### ANATOMICAL DATA (IN MM)

1) Seat depth

2) Seat width

3) Chest width

4) Chest depth

5) Elbow height

6) Armpit height

7) Back height

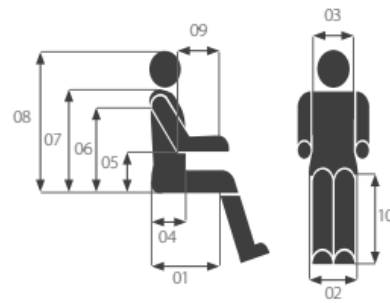
8) Head height

9) Forearm length

10) LLL

Body height

Weight (kg)



Remarks

Large empty rectangular area for entering remarks.

I accept the Terms and Conditions of Meyra Distribution GmbH (valid as of January 2023)

<https://www.meyra.com/gtc/>

Date

Input field for Date

City

Input field for City

Signature

Input field for Signature