

EUROCHAIR

1.750



Allowed user weight

130 kg



Suitable for passenger transport

Tested according to ISO 7176-19 (max. user weight 135 kg)





Angle-adjustable steering head



Knee lever brake



Fast and precise conversion



Legrests swing-away inwards and outwards

For universal application

EFFICIENCY

- Durable product through the use of high value materials and a high level of manufacturing quality, little need for repairs
- Compatibility with MEYRA's modular system
- Long term assurance of spare parts provision through an area wide dealer structure
- Optimal reinstallation through simple adaptation possibilities to the user

THERAPEUTIC BENEFIT

- Enhances independent mobility through fine tuned adaptation to the user
- Refitting and adaptations possible
- Better light-running properties with little required propelling strength
- Simple handling and reduced weight ease everyday handling

FIELD OF USE

- For permanent everyday use
- For optimal provision of many disabilities due to the high level of adjustment possibilities
- Mostly implemented at home, but also in rehabilitation clinics to achieve therapeutic goals
- For big and tall people

ORDER

COST ESTIMATE

CUSTOM DESIGN

Please send the order form by e-mail to:

info@meyragroup.com

Customer service: +49 571 93292 555

Billing address / Customer ref. no.:

Delivery address:

Tax-ID

Consignment / Comments:

Order quantity:

MEYRA®

**Basic equipment**

- Rear wheels 24"
- Handrim aluminium
- Handrim distance wide (can be changed to narrow)
- PU-tyres, puncture safe
- Castor wheel 142 mm solid rubber Soft
- Backrest with lumbar support
- Side guard can be folded up, swivelled away and removed

- Leg supports, removable and swivelling
- Angle adjustable footplates
- Seat depth 430 mm
- Seat and back strap Polyester, black
- Frame colour Silverline
- Back height 420 mm (adjustable)

**Allowed user weight**

130 kg

**Suitable for passenger transport**

Tested according to ISO 7176-19 (max. user weight 135 kg)

**Hints**

All prices are subject to the statutory value added tax!

Our Terms and Conditions as stated at www.meyra.de/AGB shall applyYou can find information on the measurement process at www.meyra.de/messverfahren

Valid from 01.01.2025 – 31.12.2025.

Errors, misprints and changes reserved.

When transported in public transport (e.g. train), the dimensions of the wheelchair may be higher than the guide values of the transport company. Please inquire in advance.

When using auxiliary drives, the permissible total weight must not be exceeded.

Use our K.I.S.S.S. for orders and configurations at www.kisss-by-meyra.de

You avoid queries and incorrect orders thanks to the buildability check



Technical specifications

1) Applies to wheelchair with pressure brake		
Seat widths in mm	380/400/430/460/480/500/530	
Width ready to drive in mm from	Seat width + 180	
Width folded in mm from	280	
Seat depth in mm	400/430/460	
Seat height front/rear in mm	*variabel 435 - 500 / bei Hemi Option 390 - 430	
Overall height in mm	960	
Back support height in mm	400/420/440	
Arm support height in mm	230	
Length with footrest in mm	1040	
User weight	130 kg	
Empty weight from	16 kg	
*Zul. Gesamtgewicht in kg	150 kg	
Rear wheel	*550 mm(22 Zoll) / 600 mm(24 Zoll)	
Brake test according to STANDARD	7°	

☐ Please select by ticking the relevant boxes

S

 Special construction/individual solution o.r. - on request

☒ Standard version: If no other selection is made, the standard version will be delivered.

01 Seat width (SW)

CODE	DESCRIPTION
38	SW 380 mm
40	SW 400 mm
43	SW 430 mm
46	SW 460 mm
48	SW 480 mm
350	SW 500 mm
53	SW 530 mm
35	Seat width extension by 30 mm <div>⚠ Not in combination with one hand break CODE 650</div>

02 Seat depth (SD)

CODE	DESCRIPTION
615	SD 400 mm
788	SD 430 mm
619	SD 460 mm

☐ Please select by ticking the relevant boxes☒ S Special construction/individual solution o.r. - on request☐ Standard version: If no other selection is made, the standard version will be delivered.**03 Front seat height (FSH) in combination with steering- and drive wheel (without seat cushion)**

Selecting the FSH automatically configures the steering wheel as well as the matching steering fork.

The rear seat height is automatically determined by the standard seat tilt of approx. 4 degrees, which corresponds to a difference of approx. 30 mm difference.

VSH mm with 22" drive wheel						VSH mm with 24" drive wheel					
Code	Ø castor wheel in mm	390	400	420	430	435	450	470	485	500	515
325	Ø 125 Solid rubber	(67/173/325/3939)		(67/173/325/3942)		(67/173/325/3943)					
154	Ø 142 Soft solid rubber	(67/154/173/3940)		(67/154/173/3943)		(61/154/455/3963)	(61/154/455/3945)	(61/154/455/3947)	(61/154/455/3968)	(61/154/455/3950)	
161	Ø 180 Polyurethan							(61/161/455/3947)		(61/161/455/3950) (61/161/455/3961)	
645	Ø 180 pneumatic							(61/455/645/3947)		(61/455/645/3950) (61/455/645/3961)	

⚠ VSH 390 mm, 400 mm, 420 mm, 430 mm only in conjunction with 22" drive wheel, ensure sufficient ground clearance for the USL
VSH 390 mm, 400 mm, 420 mm, 430 mm incl. HEMI steering fork and incl. HEMI spacer block
VSH435 mm, 450 mm, 470 mm, 485 mm, 500 mm, 515 mm only in conjunction with 24" drive wheel

Seat height option

CODE	DESCRIPTION
4906	HEMI-distancer block for laterally displaced steering fork

Rear wheel options



The horizontal axis position is configured at the factory. The centre of gravity setting can be changed subsequently.

CODE	DESCRIPTION
880	60 mm wheelbase extension

04 Handrims

CODE	DESCRIPTION	Ø
871	Double handrim for seat widths up to 480 mm	24"
	⚠ Only in combination with PU-tyres CODE 902. Not in combination with drum brakes CODE 706	
166	Handrim coating silicone	22" / 24"


☐ Please select by ticking the relevant boxes☒ Special construction/individual solution o.r. - on request☐ Standard version: If no other selection is made, the standard version will be delivered.**05 Brake**

CODE	DESCRIPTION
651	Pressure brake for user
680/706	Pressure brake for user and drum brake for accompanying person
60/650	One-hand pressure brake LEFT (incl.brake lever long, foldable)  Not in combination with seat width adjustment CODE 35
74/650	One-hand pressure brake RIGHT (incl.brake lever long, foldable)  Not in combination with seat width adjustment CODE 35
681	Brake lever extension
986	Brake lever extension, slide-on, 1 pair

06 Tyres

CODE	DESCRIPTION	Ø
486/896	Pneumatic tyre with grooved profile	22 x 1 3/8 and 24 x 1 3/8
896/902	PU-tyres, puncture safe	22 x 1 3/8 and 24 x 1 3/8

07 Back support belt height

CODE	DESCRIPTION	Height
642	*Rückengurt, verstellbar light	
635	Back strap, subsequently adjustable from 420-440 mm in 20 mm increments	
442	Back strap, subsequently adjustable from 400-440 mm in 20 mm increments	
444	Back strap, subsequently adjustable from 420-440 mm in 20 mm increments  Not in combination with height adjustable push handles CODE 502	
628	Back support strap, adjustable through velcro straps (adjustable back)	420 mm

08 Backrest options

In the event of one-sided strain on the back, we recommend the use of a stabilising bar or reinforcement.

CODE	DESCRIPTION
502	Push handle mounted to the frame tube, continuously height adjustable to 180 mm
814	Horizontal push bar, stabilises the back support under heavy strain

☐ Please select by ticking the relevant boxes☒ Special construction/individual solution o.r. - on request☐ Standard version: If no other selection is made, the standard version will be delivered.**09 Arm supports and arm pads**

1 = firmly bolted 2 = can be swivelled up 3 = removable 4 = lockable 5 = height-adjustable armrest
6 = with wheel cover 7 = can be swivelled in to save space 8 = depth-adjustable

CODE	DESCRIPTION	FUNCTIONS
577	Aluminium side panels, depth-adjustable armrest	2,3,4,7
70	Aluminium side panels long	2,3,4,7
107	Arm support incl. button adjustable and removable arm supports, suited for tetraplegics	2,3,4,5,7
917	Arm support distancer set for height adjustment in two steps up to max. 30mm for arm supports CODE 70 and 577	

12 Leg supports

CODE	DESCRIPTION
93	Leg supports, removable and swivelling
759	Legrest CODE 93, mounted on the left
760	Legrest CODE 93, mounted on the right
92	Leg supports, swivelling upward, removable and swivelling
757	Legrest CODE 92 single, mounted on the left (with CODE 93 mounted on the right)
758	Legrest CODE 92 single, mounted on the right (with CODE 93 mounted on the left)
52	Amputation leg support, removable, swivels away and up, 1 pair
4507	Amputation leg support, single, right mounted
4508	Amputation leg support, single, left mounted


11 Footrests

LLL (mm) 360 370 380 390 400 410 420 430 440 450 460 470 480 490 500 510 520

A

CODE	LSL	DESCRIPTION
798	A	Footrests, up-folding and height and angle adjustable



☐ Please select by ticking the relevant boxes☒ Special construction/individual solution o.r. - on request☐ Standard version: If no other selection is made, the standard version will be delivered.**10 Leg support and footrest options**

CODE	DESCRIPTION
4698	Knee cushion  *Nur in Verbindung mit Beinstützen CODE 92
822	Shoe fastening strap (pair)
823	Heel cup (pair)

12 Support castors

CODE	DESCRIPTION
691	Support castors, length adjustable, removable (1 pair)
712	1 support castor, length adjustable, removable, mounted left
713	1 support castor, length adjustable, removable, mounted right
728	Support castors, swivel-away, length adjustable, removable (1 pair)
729	1 support castor, swivel-away, length adjustable, removable, mounted left
730	1 support castor, swivel-away, length adjustable, removable, mounted right

13 Manoeuvre rollers

CODE	DESCRIPTION
746	1 pair shunting castors, brakeable, e.g. for tight spaces or in an aeroplane  Not in conjunction with support rollers CODE 728, 729 and 730
747	1 pair shunting castors, unbraked, e.g. for tight spaces or in an aeroplane  Not in conjunction with support rollers CODE 728, 729 and 730

☐ Please select by ticking the relevant boxes☒ Special construction/individual solution o.r. - on request☐ Standard version: If no other selection is made, the standard version will be delivered.

14 Therapy tables

CODE	DESCRIPTION
929	Therapy table plastic, transparent, adjustable from 380 - 480 mm seat width
930	Therapy table for self-drivers, plastic, transparent, slide-on for defined seat width, with front edge
4662	Therapy table, half-sided left, plastic, transparent, ergonomically formed
4663	Therapy table, half-sided right, plastic, transparent, ergonomically formed

With 24" wheels and a rear seat height of less than 470 mm, there is a restriction on the armrest height when using the CODE 929/930 therapy table, i.e. the armrest must be set correspondingly higher, as the lowest armrest position is then not possible.

15 Other accessories

CODE	DESCRIPTION
489	Hand and spoke guard transparent
585	Infusion post "UNIVERSAL"
833	Safety belt
970	Crutch holder
819	Reflectors
912	Air-pump with holder
936	Sliding board, plastic for repositioning
962	Universal rucksack with outer pocket
560	Seat cushion, black