

iCHAIR MC2 NEW

2.611

 **Allowed user weight**

120 kg

160 kg



The intelligent and variable Allrounder

EFFICIENCY

- For users: A long-term solution that grows with individual needs
- For specialist retailers: a modular design that simplifies adjustments and retrofitting
- For health insurance companies: A future-proof system with high reusability and minimal follow-up costs
- With a well-thought-out maintenance and service concept, the 2.611 ensures minimal downtime and maximum efficiency.

THERAPEUTIC BENEFIT

- The 2.611 is not just a means of transport – it is a therapeutic aid:
 - Biomechanical backrest for optimal pressure distribution and posture correction
 - Soft suspension to reduce vibrations – ideal for patients suffering from pain
 - Perfect centre of gravity adjustment for individual relief and stability
- New safety concept in the area of tilt stability, as well as a new patented tilt protection

FIELD OF USE

- Innovative chassis concept, outstanding biomechanics and new MY SEAT seating system
- Use from standard solutions to high-end care for complex clinical pictures
- Soft suspension absorbs bumps and reduces vibrations
- Optimised edge climbing ability up to 10 cm for kerbs and obstacles
- Biomechanical back solution supports natural movement, reduces pressure points and promotes optimal posture
- Choice between two sophisticated control systems: R-net and LiNX

OPTIONS

- The comprehensive options package allows for customised adaptation
- Manoeuvrable and agile for indoor and outdoor use
- Sustainable and economical for all involved
- Service-friendly and reusable
- Therapeutic added value through perfect ergonomics

ORDER

COST ESTIMATE

CUSTOM DESIGN

Please send the order form by e-mail to:

info@meyragroup.com

Customer service: +49 571 93292 555

Billing address / Customer ref. no.:

Delivery address:

Tax-ID

Consignment / Comments:

Order quantity:

MEYRA



Price basic model

7.025,00 €



Allowed user weight

120 kg

160 kg



Hints

All prices include the statutory value added tax!

Our Terms and Conditions as stated at www.meyra.de/AGB shall apply

You can find information on the measurement process at www.meyra.de/messverfahren

Valid from 01.01.2026 - 31.12.2026.

Errors, misprints and changes reserved.

Use our K.I.S.S.S. for orders and configurations at www.kisss-by-meyra.de

You avoid queries and incorrect orders thanks to the buildability check

USER DATA

First name

Name

Street

ZIP CODE

City

Country

Birthday

Diagnosis 1

Diagnosis 2

Tel.

Mobil

E-mail

Order number

Health insurance fund / cost unit

Specialist trade Contact person/phone.

Supply specialist MEYRA

Approval info from week

ANATOMICAL DATA (IN MM)

1) Seat depth

2) Seat width

3) Chest width

4) Chest depth

5) Elbow height

6) Armpit height

7) Back height

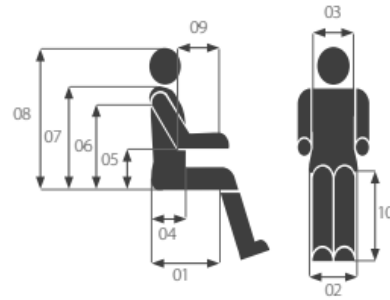
8) Head height

9) Forearm length

10) LLL

Body height

Weight (kg)



Remarks

I accept the Terms and Conditions of Meyra Distribution GmbH (valid as of January 2023)

<https://www.meyra.com/gtc/>

Date

City

Signature

**Technical specifications**

| | |
|--|--|
| Seat width in mm | 380, 430, 480, 530 |
| Seat depth in mm | 400 - 550 |
| Front seat height in mm | 430 - 530 |
| Ready for use width in mm | 630 / 630 / 640 / 710 / 790 |
| Max. obstacle height in mm | 60 / 100 |
| Transport empty weight | 100 kg - 165 kg |
| Driving speed | 6 km/h / 10 km/h |
| Motor power | 2 x 180 W / 2 x 350 W |
| Range | 30 km - 45 km |
| Permitted inclination/slopes | 8,5° (15%) |
| Electrically adjustable backrest angle | 80° - 140° / 90° - 150° / 90° - 170° (Code 25 / Code 2947 / Code 2948) |
| Mechanical backrest angle | 80° - 120° (Code 401) |
| Seat stroke in mm | 300 |
| Seat camber electric | 0° up to +30° / 0° up to +50° |

Please select by ticking the relevant boxes

 Special construction/individual solution o.r. - on request

 Standard version: If no other selection is made, the standard version will be delivered.

00 Chassis / engine / frame options

| CODE | SPEED | RANGE | MOTOR POWER | MAX. USER WEIGHT | EUR € |
|--|---------|------------|-------------|------------------|----------|
| 115 | 6 km/h | max. 40 km | 2 x 180 W | 120 kg | 0,00 |
| <p>⚠ Not compatible with R-NET control CODE 702 Not compatible with 10" steering wheel CODE 142 Not compatible with 10" steering wheel CODE 2142</p> | | | | | |
| 2115 | 6 km/h | max. 40 km | 2 x 350 W | 160 kg | 665,00 |
| 2117 | 10 km/h | max. 35 km | 2 x 350 W | 160 kg | 1.126,00 |
| <p>⚠ In Germany only in conjunction with TÜV certificate CODE 4772 In Germany only in conjunction with rear marking foil CODE 2676 or rear marking plate CODE 676</p> | | | | | |

Frame options

| CODE | DESCRIPTION | wide | EUR € |
|------|-----------------------|-------------|--------|
| 2001 | Frame width: standard | min. 650 mm | 0,00 |
| 2000 | Frame width: narrow | min. 590 mm | 200,00 |

Suspension

| CODE | DESCRIPTION | EUR € |
|------|--|-------|
| 892 | Suspension: adjusted for user weights up to 100 kg | 0,00 |
| 891 | Suspension: adjusted for user weights up to 160 kg | 0,00 |

Please select by ticking the relevant boxes

Special construction/individual solution o.r. - on request

Standard version: If no other selection is made, the standard version will be delivered.

01 Drive wheels

*PU = pannensichere Bereifung

LUFT = pannengeschützte Luftbereifung

| | | Racing profile Pneum C-846 (C-908) | Racingprofil PU C-904 (C-908) | Tread pattern Pneum C-482 (C-908) | Tread pattern PU C-905 (C-908) |
|------|---------------|---------------------------------------|----------------------------------|--------------------------------------|-----------------------------------|
| Code | Ø Rim | black | black | black | black |
| 815 | 12" | | 216,00 | | |
| 460 | 14" | | 216,00 | | 216,00 |
| 2460 | 14" (FAT BOY) | | | 354,00 | |

Colour GREY - ON REQUEST

Rear wheel options

| CODE | DESCRIPTION | EUR € |
|------|---|--------|
| 824 | *Spritzschutz für Antriebsräder, rund | 138,00 |
| 2824 | *Spritzschutz für Antriebsräder, new edge design ⚠ *Nicht i. V. mit 12" Antriebsrad CODE 815 | 0,00 |

Please select by ticking the relevant boxes

Special construction/individual solution o.r. - on request


Standard version: If no other selection is made, the standard version will be delivered.

02 Steering wheel/seat height

VSH measured at 0° seat angle, up to seat plate height

FSH (mm)

| Code | Steering wheel Ø INCH | FSH (mm) | | | | | |
|----------|---|--------------|--------------|--------------|--------------|--------------|--------------|
| | | (C-2511) 425 | (C-2511) 450 | (C-2512) 460 | (C-2512) 485 | (C-2513) 495 | (C-2513) 520 |
| 157/146 | 8" racing profile, puncture-protection | | | | | | |
| 157/900 | 8" racing profile, puncture-proof | 216,00 | | 216,00 | | 216,00 | |
| 163/146 | 9" racing profile, puncture-protection | | | | | | |
| 163/900 | 9" racing profile, puncture-proof | 216,00 | | 216,00 | | 216,00 | |
| 142/146 | 10" racing profile, puncture-protection | | | | | | |
| 142/900 | 10" racing profile, puncture-proof | | 216,00 | | 216,00 | | 216,00 |
| 2142/146 | 10" studded tread, puncture-protection | | | | | | |
| 2142/900 | 10" studded tread, puncture-proof | | 216,00 | | 216,00 | | 216,00 |

-  10" steering wheels not compatible with 12" drive wheel CODE 815
- 10" steering wheels not compatible with narrow frame CODE 2000
- 10" steering wheels not compatible with central leg supports

Steering wheel option

| CODE | DESCRIPTION | EUR € |
|------|--------------------------------------|--------|
| 816 | *Spritzschutz für 9" und 10" Lenkrad | 138,00 |

Please select by ticking the relevant boxes

Special construction/individual solution o.r. - on request

Standard version: If no other selection is made, the standard version will be delivered.

| CODE | DESCRIPTION | EUR € |
|------|---|--------|
| 261 | Steering wheel fork standard | 0,00 |
| 2145 | Steering wheel fork dampened for 8" and 9" (recommended up to 100 kg user weight) ⚠ Not compatible with 10" steering wheels CODE 142 or CODE 2142. Not compatible in the following combination: 12" drive wheel COD | 899,00 |
| 2146 | Steering wheel fork dampened for 8" and 9" (recommended from 100 kg user weight) ⚠ Not compatible with 10" steering wheels CODE 142 or CODE 2142. Not compatible in the following combination: 12" drive wheel COD | 899,00 |

Seat height with steering wheel suspension 9" +1.5 mm

03 Seat width/depth

| | | Seat depth (mm) | | | | | |
|------|------------|-----------------|---------|---------|----------|---------|---------|
| | | (C-615) | (C-788) | (C-619) | (C-4105) | (C-791) | (C-955) |
| Code | Seat width | 400 | 430 | 460 | 490 | 520 | 550 |
| 38 | 380 mm | | | | | | |
| 43 | 430 mm | | | | | | |
| 48 | 480 mm | | | | | | |
| 53 | 530 mm | | | | | | |

⚠ ⚠ Seat depth 550 mm CODE 955 is not in conjunction with electric seat tilt, continuously adjustable by 50 degrees CODE 4118
Additional adjustment of seat width possible via armrests, see armrest options

04 Seat Cushions

| CODE | DESCRIPTION | EUR € |
|------|-----------------------------|--------|
| 4276 | Seat plate without cushion | 99,00 |
| 948 | iCHAIR MEYLIFE contour seat | 392,00 |
| 7206 | Netti Uno | 228,00 |
| 7203 | Netti Sit | 438,00 |

⚠ NETTI not in combination with seat depth 550 mm

Please select by ticking the relevant boxes

S Special construction/individual solution o.r. - on request

Standard version: If no other selection is made, the standard version will be delivered.

Seat/back/headrest cover

| CODE | DESCRIPTION | EUR € |
|------|--|--------|
| 237 | Textile cover black | 0,00 |
| 254 | Synthetic leather ⚠ is only used on contour cushions 948/949 | 412,00 |

05 Seat/back options

Seat tilt / seat lift

| CODE | DESCRIPTION | Seat angle | LIFT | EUR € |
|------|--|------------|--------|----------|
| 119 | Mechanical seat tilt in stages ⚠ Not in conjunction with central back CODE 2946 | 0° to 9° | | 0,00 |
| 118 | Electric seat tilt, infinitely variable by 30 degrees | 0° to 30° | | 1.540,00 |
| 4118 | Electric seat tilt, infinitely variable by 50 degrees | 0° to 50° | | 2.062,00 |
| 27 | Scissor lift incl. seat tilt ⚠ Not compatible with dual-channel control motors CODE 682. In combination with R-NET control CODE 702, electric seat and back adjust | 0° to 30° | 300 mm | 5.280,00 |

⚠ The adjustment range can deviate by max. +/- 3° depending on SH and size of the caster wheels

Please select by ticking the relevant boxes

Special construction/individual solution o.r. - on request

Standard version: If no other selection is made, the standard version will be delivered.

06 Back systems

Round tube back, back cushion and height

| Code | Description | Back height (mm) | | |
|----------|--|------------------|-------------|-------------|
| | | (C-921) 520 | (C-922) 570 | (C-921) 620 |
| 608 | Round tubes, 22 mm, prepared for external backrest systems | | | |
| 608/735 | Fitting belt without pad | 77,00 | 77,00 | |
| 608/736 | Fitting belt with pad, black | 146,00 | 146,00 | |
| 608/7201 | Netti Uno Back | | | 453,00 |
| 608/7209 | Netti Smart | | | 451,00 |
| 608/7207 | Netti Stabil | | | 693,00 |
| 608/7210 | Netti Super Stabil | | | 785,00 |
| 608/7205 | Back cushion Netti Kyphotic | | | 917,00 |

Please select by ticking the relevant boxes

Special construction/individual solution o.r. - on request

Standard version: If no other selection is made, the standard version will be delivered.

Back adjustments for round tube backs

| CODE | DESCRIPTION | EUR € |
|------|---|----------|
| 401 | Mechanical back adjustment for round tube backs | 0,00 |
| 25 | Electric back adjustment for round tube backs | 1.580,00 |

Central back/contour back

| CODE | DESCRIPTION | Back height (mm) | | | | EUR € |
|---------------|-------------------------|------------------|---------|---------|---------|-------|
| | | (C-921) | (C-922) | (C-923) | (C-928) | |
| | | 520 | 570 | 620 | 670 | |
| 949/2038/2859 | Contour back 380mm wide | 485,00 | 485,00 | 485,00 | 485,00 | |
| 949/2043/2859 | Contour back 430mm wide | 485,00 | 485,00 | 485,00 | 485,00 | |
| 949/2048/2859 | Contour back 480mm wide | 485,00 | 485,00 | 485,00 | 485,00 | |
| 949/2053/2859 | Contour back 530mm wide | 485,00 | 485,00 | 485,00 | 485,00 | |

⚠ CODE 921 and CODE 922 not in conjunction with the electric biomechanical backrest adjustment for the central backrest CODE 2948 CODE 928 not

Back adjustments for central back

| CODE | DESCRIPTION | Degree angle | EUR € |
|-----------|--|--------------|--------------------------------|
| 2946/2947 | Electric backrest adjustment for central back ⚠ Not compatible with biomechanical armrest CODE 324 | 150° | ininitely variable 2.252,00 |
| 2946/2948 | Electric biomechanical back adjustment for central back ⚠ Only in conjunction with armrest swivel-up, angle-adjustable, biomechanical CODE 324 | 170° | ininitely variable 3.006,00 |





⚠ Central back CODE 2946 is only possible in conjunction with 6-way control adjustment motors CODE 678.

Please select by ticking the relevant boxes

Special construction/individual solution o.r. - on request




Standard version: If no other selection is made, the standard version will be delivered.

Additional options/positioning

| CODE | DESCRIPTION | POSITIONING | EUR € |
|------|--|-------------|--------|
| 914 | Multifunctional headrest  Adjustment range: horizontal, vertical and angular Pad with 3D ball joint | | 546,00 |
| 937 | Headrest extension | | 80,00 |
| 4275 | Mounting rails, accessories on the back  Not compatible with round tube backrest CODE 608 | Contour | 316,00 |
| 2957 | Swing-away chest pelottes  Only in conjunction with mounting rails CODE 4275 | Contour | 326,00 |
| 797 | Side bolster for seat cushion (thigh support) | Seat pan | 73,00 |
| 4933 | Thigh supports continuously adjustable in width and length | Seat pan | 878,00 |
| 814 | Push handle continuous for central back  Not compatible with round tube backrest CODE 608 | Contour | 192,00 |
| 2958 | Depth extension for round tube backs | Round tube | 200,00 |
| 2311 | Back tubes flared 25 mm per side for round tube back Code 608 | Round tube | 300,00 |
| 2313 | Back tubes retracted 25 mm per side for round tube back Code 608 | Round tube | 300,00 |

07 Armrests

1 = removable 2 = height-adjustable 3 = width-adjustable 4 = depth-adjustable 5 = height-adjustable 6 = biomechanical

| CODE | DESCRIPTION | FUNCTIONS | EUR € |
|------|---|-----------|----------|
| 106 | Armrest removable, height and depth adjustable  Not i.c. with elect. biomechanical backrest adjustment CODE 2948 | 1,2,3,4 | 0,00 |
| 24 | Armrest can be swivelled upwards, angle-adjustable  Not i.c. with elect. biomechanical backrest adjustment CODE 2948 | 2,3,4,5 | 700,00 |
| 324 | Armrest can be swivelled up, angle-adjustable, biomechanical  Only in combination with electric biomechanical backrest adjustment CODE 2948 | 2,3,4,5,6 | 1.150,00 |

Armrests options

| CODE | DESCRIPTION | EUR € |
|------|---|--------|
| 101 | Clothing guard for armrest  Only i.c. with standard armrest CODE 106 | 200,00 |
| 4422 | Armrest fixation in initial position  Only in combination with biomechanical armrest CODE 324 or swivelling armrest CODE 24 | 60,00 |

Please select by ticking the relevant boxes

 Special construction/individual solution o.r. - on request

 Standard version: If no other selection is made, the standard version will be delivered.

Armrest cushion LEFT

| CODE | DESCRIPTION | POSITION | EUR € |
|------|--|----------|--------|
| 975 | Armrest padded (standard) | left | 0,00 |
| 4990 | Armrest padded (standard) with swivel joint | left | 372,00 |
| 4982 | Armrest hemiplegia lower arm support | left | 418,00 |
| 4993 | Armrest hemiplegia lower arm support with swivel joint | left | 444,00 |

Right armrest cushion

| CODE | DESCRIPTION | POSITION | EUR € |
|------|--|----------|--------|
| 974 | Armrest padded (standard) | right | 0,00 |
| 4984 | Armrest padded (standard) with swivel joint | right | 372,00 |
| 4981 | Armrest hemiplegia lower arm support | right | 418,00 |
| 4991 | Armrest hemiplegia lower arm support with swivel joint | right | 444,00 |

Hand rests for hemiplegia forearm shell LEFT

| CODE | DESCRIPTION | POSITION | EUR € |
|------|---|----------|-------|
| 4988 | Handrest flat for hemiplegia lower arm support | left | 63,00 |
| 4987 | Handrest with ergonomic grip for hemiplegia lower arm support | left | 63,00 |

⚠ Not in conjunction with armrest padded on the left CODE 975
 Not in conjunction with armrest padded with swivel joint on the left CODE 4990

Hand rests for hemiplegia forearm shell RIGHT

| CODE | DESCRIPTION | POSITION | EUR € |
|------|---|----------|-------|
| 4985 | Handrest flat for hemiplegia lower arm support | right | 63,00 |
| 4986 | Handrest with ergonomic grip for hemiplegia lower arm support | right | 63,00 |

⚠ Not in conjunction with armrest padded on the right CODE 974
 Not in conjunction with armrest padded with swivel joint on the right CODE 4984

Please select by ticking the relevant boxes

 Special construction/individual solution o.r. - on request

 Standard version: If no other selection is made, the standard version will be delivered.

Extension for hemiplegia lower arm support

| CODE | DESCRIPTION | POSITION | EUR € |
|------|---|----------|-------|
| 4989 | Extension for hemiplegia forearm shell LEFT ⚠ Not in conjunction with armrest padded on the left CODE 975 Not in conjunction with armrest padded with swivel joint on the left CODE 4990 | left | 84,00 |
| 4983 | Extension for hemiplegia forearm shell RIGHT ⚠ Not in conjunction with armrest padded on the right CODE 974 Not in conjunction with armrest padded with swivel joint on the right CODE 4984 | right | 57,00 |

08 Leg supports

Side leg rests

| CODE | DESCRIPTION | EUR € |
|------|---|----------|
| 293 | Legrests, detachable and swing-away | 0,00 |
| 4092 | Legrests, removable, swivelling, height-adjustable by mechanical means | 722,00 |
| 2086 | Legrests, removable, swivelling, electrically height-adjustable ⚠ Only in combination with 6-way adjustable motor CODE 678 | 2.276,00 |

Options for side leg supports

| CODE | DESCRIPTION | depth | LSL | EUR € |
|------|--|-------|-----|--------|
| 808 | Footrests split, fold-up, angle adjustable | | | 0,00 |
| 57 | One-piece footrest | | | 430,00 |

Please select by ticking the relevant boxes

Special construction/individual solution o.r. - on request

Standard version: If no other selection is made, the standard version will be delivered.

Central legrest

| CODE | DESCRIPTION | LS-ANGLE | LSL | EUR € |
|-----------|---|----------|------------|----------|
| 5092/5100 | Central legrest, mechanically angle adjustable | 85°-95° | 280-400 mm | 608,00 |
| 5092/5101 | Central legrest, mechanically angle adjustable ⚠ Not compatible with seat height 425 mm CODE 2511 | 85°-95° | 330-450 mm | 608,00 |
| 4935/5086 | Electric central leg support (including calf pads, CODE 2945), electric length adjustment ⚠ Only in conjunction with 6-fold control of adjustment motors CODE 678 | 90°-170° | 200-400mm | 2.986,00 |
| 5086/5104 | Electric central leg support (including calf pads, CODE 2945), electric length adjustment ⚠ Not compatible with seat height 425 mm CODE 2511 Only compatible with 6-way control adjustment motors CODE 678 | 90°-170° | 200-450mm | 3.112,00 |
| 4949/5086 | Electric central legrest (incl. calf pad), electrically lowerable, length adjustment floor ⚠ Only compatible with 6-way control adjustment motors CODE 678. Not compatible with single footplate for central leg support CODE 5 | 90°-170° | 350-450mm | 3.562,00 |

Footplate options for central legrest

| CODE | DESCRIPTION | EUR € |
|------|--|--------|
| 5109 | Standard foot plate for central legrest | 0,00 |
| 5108 | Wide foot plate for central leg support ⚠ Only in combination with 8" steering wheel CODE 157 and standard frame width CODE 2001 | 300,00 |
| 5107 | Single foot plates for central leg support ⚠ Not compatible with electric central leg support CODE 4949 Only compatible in combination with 8" steering wheel CODE 157 and standard frame width CODE 2001 | 450,00 |

⚠ Not i.c. with lateral legrests

Additional options Leg support

| CODE | DESCRIPTION | EUR € |
|------|-----------------------------------|--------|
| 822 | Shoe fastening strap (pair) | 59,00 |
| 823 | Heel cup (pair) | 114,00 |
| 2945 | Calf pads for central leg support | 412,00 |

10 Batteries and Chargers

Please select by ticking the relevant boxes Special construction/individual solution o.r. - on request Standard version: If no other selection is made, the standard version will be delivered.

Batteries

| CODE | DESCRIPTION | EUR € |
|------|---|--------|
| 5159 | Maintenance-free batteries 50 Ah (20 h) | 0,00 |
| 511 | Gel batteries 60 Ah (20 h) | 175,00 |
| 5158 | Maintenance-free batteries 80 Ah (20 h) | 340,00 |

Battery chargers

| CODE | DESCRIPTION | EUR € |
|------|-------------------------------|--------|
| 731 | Charger 6 A for 50 Ah (20 h) | 0,00 |
| 732 | Charger 8 A for 73 Ah (5 h) | 170,00 |
| 733 | Charger 12 A for 73 Ah (20 h) | 330,00 |

11 Lighting

| CODE | DESCRIPTION | EUR € |
|------|--|-------|
| 932 | Active LED-lighting front and rear acc. to StVZO | 0,00 |

Please select by ticking the relevant boxes

Special construction/individual solution o.r. - on request

Standard version: If no other selection is made, the standard version will be delivered.

12 Control modules/mounting/brackets/adjustment modules

LINX control system

CONTROL

| Code | Control modules | CONTROL | |
|----------------|---|----------------|----------------|
| | | 2-fold (C-682) | 6-fold (C-678) |
| 2838/2847 | LiNX RM+LIGHTS+LTD SEAT (Rem 215) | | |
| 2838/2848 | LiNX RM+LIGHTS+SEAT (Rem 216) | 400,00 | 400,00 |
| 2838/2849 | LiNX Touchscreen Remote (Rem 400) | 999,00 | 999,00 |
| 2838/2849/2857 | LiNX Touchscreen Remote Toggle Switches (Rem 400) | 1.410,00 | 1.410,00 |
| 2838 | LiNX special operating modules prepared for special control systems | | |

! 2838/2849 LiNX Touchscreen Remote (Rem 400) offers inclusive input: for external adjustment keypad for 5 electrical functions or external button

R-NET control system

CONTROL

| Code | Control modules | 6-fold |
|--------------|-----------------|----------|
| | | 702/415 |
| 702/416 | R-NET LCD | 1.454,00 |
| 702/398 | R-NET LCD IR/BT | 2.328,00 |
| 702/839/2859 | R-NET OMNI II | 3.969,00 |

Please select by ticking the relevant boxes

Special construction/individual solution o.r. - on request

Standard version: If no other selection is made, the standard version will be delivered.

Assembly of the operating module

| CODE | DESCRIPTION | EUR € |
|------|----------------|-------|
| 74 | Assembly right | 0,00 |
| 60 | Assembly left | 0,00 |

Control module holder


| CODE | DESCRIPTION | EUR € |
|-----------|---|--------|
| 4859 | Operating module bracket, length adjustable | 0,00 |
| 4860 | Operating module holder, length and height adjustable, swivelling | 306,00 |
| 4874 | Protection bracket for control module | 71,00 |
| 2074/4789 | Attendant control mounted on the right, including 4-way bus distributor CODE 2859 | 755,00 |
| 2060/4789 | Attendant control mounted on the left, including 4-way bus distributor CODE 2859 | 755,00 |

External adjustment module

Button assignment

1 = Back - 2 = Lift - 3 = BS Sync - 4 = BS F1 - 5 = Tilt

Button assignment according to customer requirements: via special programming CODE 998

| CODE | DESCRIPTION | EUR € |
|-----------|---|----------|
| 2858/4597 | Ext. adjustment keypad for 5 electrical functions (LINX only) - Mounting on the operating module side  Only i.c. with operating module holder CODE 4860 | 1.108,00 |
| 2858/4599 | Ext. adjustment keypad for 5 electrical functions (LINX only) - Mounting opposite operating module side | 950,00 |

Please select by ticking the relevant boxes

Special construction/individual solution o.r. - on request

Standard version: If no other selection is made, the standard version will be delivered.

R-NET special control system

| CODE | DESCRIPTION | EUR € |
|------|--|----------|
| 4660 | Table top control can be swivelled to the right ⚠️ Only compatible with R-NET CODE 702 Not compatible with armrest CODE 24 Not compatible with R-Net OMNI II CODE 839 | 724,00 |
| 4661 | Table top control can be swivelled to the left ⚠️ Only compatible with R-Net CODE 702. Not compatible with armrest CODE 24. Not compatible with R-Net OMNI II CODE 839. | 724,00 |
| 2238 | Narrow rear headrest control, R-NET ⚠️ Only in conjunction with R-NET OMNI II CODE 839 | 5.670,00 |
| 2239 | Wide rear head control, R-NET ⚠️ Only in conjunction with R-NET OMNI II CODE 839 | 5.670,00 |

LINX special control system

| CODE | DESCRIPTION | EUR € |
|------|---|----------|
| 2850 | LINX Specialty Touchscreen Display (Rem 500), incl. 4-way bus distributor CODE 2859 ⚠️ Only i.c. with operating module holder CODE 4860 | 2.078,00 |
| 2854 | LiNX IN 200 Module ⚠️ Only in conjunction with LINX control CODE 2838 | 780,00 |
| 2855 | LiNX IN 500, Input Module w. S/P ⚠️ Only in conjunction with LINX control CODE 2838 | 800,00 |
| 2856 | LiNX Output Module ⚠️ Only in conjunction with LINX control CODE 2838 | 256,00 |
| 2852 | LiNX Comp. Rem. Low Force ⚠️ Only in combination with LINX Touchscreen Remote REM 400 CODE 2838/2849 and LINX Specialty Touchscreen Display REM 500 CODE 2838/2850 | 977,00 |
| 2851 | LiNX Compact Remote ⚠️ Only in combination with LINX Touchscreen Remote REM 400 CODE 2838/2849 and LINX Specialty Touchscreen Display REM 500 CODE 2838/2850 | 823,00 |
| 2238 | Narrow rear headrest control, LINX ⚠️ Only in combination with LINX IN 500, Input Module CODE 2855 | 5.670,00 |
| 2239 | Wide rear head control, LINX ⚠️ Only in combination with LINX IN 500, Input Module CODE 2855 | 5.670,00 |

Please select by ticking the relevant boxes

 Special construction/individual solution o.r. - on request

 Standard version: If no other selection is made, the standard version will be delivered.

Operating module software

| CODE | DESCRIPTION | EUR € |
|------|---|-------|
| 985 | Series programming (standard) | 0,00 |
| 998 | Special programming (deviation from standard) | 0,00 |

External button

for users who can hardly operate the keys of the operating module or as an emergency/off function for accompanying person

| CODE | DESCRIPTION | EUR € |
|------|-------------------------------------|--------|
| 596 | Push-button, diameter 63 mm, yellow | 340,00 |
| 778 | Push-button, diameter 30 mm, green | 322,00 |
| 779 | Push-button, diameter 30 mm, yellow | 322,00 |

Joystick attachments

| CODE | DESCRIPTION | CONTROL | EUR € |
|------|-----------------------------------|--------------|--------|
| 553 | TETRA fork vertical | R-NET | 216,00 |
| 4590 | Joystick button ball handle 38 mm | R-NET | 66,00 |
| 4591 | Joystick button T-handle | R-NET | 138,00 |
| 4593 | Joystick button handle | R-NET | 78,00 |
| 4594 | Joystick button handle | R-NET | 70,00 |
| 4595 | Joystick knob softball 70 mm | R-NET | 178,00 |
| 4596 | Golfball, small, 43 mm | R-NET / LINX | 72,00 |

Bodypoint joystick attachments

| CODE | DESCRIPTION | CONTROL | EUR € |
|------|------------------------------|--------------|--------|
| 4620 | Tetra fork horizontal 102 mm | R-NET / LINX | 109,00 |
| 4621 | Tetra fork horizontal 76 mm | R-NET / LINX | 109,00 |
| 4622 | Rubber mushroom head 42 mm | R-NET / LINX | 109,00 |
| 4623 | Flex stem grip 150 mm | R-NET / LINX | 109,00 |
| 4624 | Rubber hood 66 mm | R-NET / LINX | 109,00 |

Please select by ticking the relevant boxes


 Special construction/individual solution o.r. - on request

 Standard version: If no other selection is made, the standard version will be delivered.

13 Accent colours

| CODE | FRAME | AKZENTE | EUR € |
|------|------------|--------------|--------|
| 207 | Matt black | | 0,00 |
| 212 | Matt black | Polar white | 122,00 |
| 186 | Matt black | Magic Blue | 122,00 |
| 227 | Matt black | Red metallic | 122,00 |
| 180 | Matt black | Lemon reflex | 122,00 |
| 214 | Matt black | Sun yellow | 122,00 |

14 Options around the wheelchair



| CODE | DESCRIPTION | EUR € |
|----------|---|----------|
| 918 | ESP stabilisation module  <i>Not compatible with R-NET LED control module CODE 702/415</i> <i>Not compatible with LINX REM215 control module CODE 2838/2847</i> <i>Not compatible with LINX REM216 control module CODE CODE 2838/2848</i> | 1.678,00 |
| 4646 | Therapy table swivelling sideways | 662,00 |
| 589 | Suspender seatbelt | 360,00 |
| 833 | Safety belt | 99,00 |
| 781/2859 | USB charging socket | 295,00 |

Adapter set Dahl Docking Station

Currently not available

EUR €

15 Service

| Item | DESCRIPTION | EUR € |
|-------|--|----------|
| 55704 | Flat fee for customised parameterisation (not eligible for discounts)  <i>The on-the-spot service covers only simple adjustment of parameter sets, such as acceleration, speed etc.</i> | 556,00 |
| 55709 | Medically necessary parameterization to client-specific setting values  <i>The on-the-spot service covers simple program adjustments as well as the integration of special controls.</i> | 1.124,00 |