


ICHAIR XXL HD

1.619

 **Allowed user weight**
250 kg HD Option (incl. payload)





Utmost stability due to reinforced components



Powerful motors



Seat camber



Long-life LED lighting

Ideal for strong types

EFFICIENCY

- Effectiveness through simple maintenance and a high level of service friendliness
- Little need for repairs by implementing high value and durable parts
- Modular structure of the iChair-family enables compatibility of parts and parts groups
- Numerous adjustment options allow individual adaptation
- Improved effectiveness increases independence and supports perfect use of existing propelling strength, easier motion, great agility
- Simplified reuse due to optimal user limit dimensions, such as a standard user weight of 250 kg

THERAPEUTIC BENEFIT

- Ideal for retaining mobility at home, at the desk or in the office
- Effective pressure relief and relaxing positioning for long term sitting, through large electric adjustment sectors
- Different seat systems according to the individual demands

FIELD OF USE

- For indoor and outdoor use
- For permanent and all-day use for independent mobility, also with extreme functional limitations
- For working and active people, who need one wheelchair for different everyday situations
- Suitable for outdoor use through large serial tyres and optionally available 10 km/h-version
- Indoor spaces can easily be mastered due to the compact dimensions and high level of agility

ORDER

COST ESTIMATE

CUSTOM DESIGN

Please fax the completed order form to:

05733 922 9311

Customer service 05733 922 311

Billing address / Customer ref. no.:

Delivery address:

Tax-ID

Consignment / Comments:

Order quantity:

 **MEYRA**[®]



Allowed user weight

250 kg HD Option (incl. payload)



Hints

Our Terms and Conditions as stated at www.meyra.de/AGB shall apply

You can find information on the measurement process at www.meyra.de/messverfahren

Valid from 01.01.2024 – 31.12.2024.

Errors, misprints and changes reserved.

Use our K.I.S.S.S. for orders and configurations at www.kisss-by-meyra.de

You avoid queries and incorrect orders thanks to the buildability check



Technical specifications

¹⁾ see category seat width

²⁾ seat angle 4°

⁴⁾ without legrests and without armrests

⁵⁾ under test conditions 6 / 10 km/h with battery 73 Ah (20h)

⁶⁾ see category 00 chassis/motor

⁸⁾ The adjustment range may deviate by max. +/-3° depending on SH

⁹⁾ depending on seat width

Seat widths in mm	530 - 770 ¹⁾²⁾
Seat depth in mm	430 - 600 ²⁾
Back support height in mm	530 - 570 ²⁾
Lower shank length in mm	370 - 510 ²⁾
Arm support height in mm	170 - 280 ²⁾
Front seat height in mm	460 - 560 / 530 - 630 ²⁾
Length with footrest in mm	1150
Length without footrests in mm	850
Width ready to drive in mm from	680 - 920 ⁹⁾
Height without head support in mm	1020 - 1150 ²⁾
Transport length in mm	850
Transport height in mm	650
Front wheel size in mm	260 x 70 (10")
Rear wheel size in mm	356 x 75 (14")
Max. obstacle height in mm	60
Turning radius in mm	950
Range with battery 63 Ah (5h), 80 Ah (20h)	30 - 35 km
Transport empty weight basic configuration min.	130 kg
User weight	max. 250 kg
Permitted overall weight incl. options	340 kg
Driving speed	6 km/h
Motor power	2 x 350 W
RANGE	max. 35
Permitted inclination/slopes	15%
Form of steering	indirect
Seat camber electric	0° bis 18°
Seat camber mechanical	0° to 10°
Back support angle electric	-10° to 50°
Back support angle mechanical	-10° to 30°

Please select by ticking the relevant boxes

Special construction/individual solution o.r. - on request

Standard version: If no other selection is made, the standard version will be delivered.

00 Chassis/Motorisation

CODE	SPEED	RANGE	MOTOR POWER
115	6 km/h	max. 35 km	2 x 350 W

Chassis options

CODE	DESCRIPTION
893	Reinforced XXL suspension for user weights 200 - 250 kg

01 Seat width (Sw)

CODE	DESCRIPTION	SEAT SURFACE WIDTH
3060	Reinforced version, seat width continuously adjustable from 530 to 650 mm via armrests	530 mm
3061	Reinforced version, seat width continuously adjustable from 580 to 700 mm via armrests	580 mm
3062	Reinforced version, seat width continuously adjustable from 620 to 740 mm via armrests	620 mm
3063	Reinforced version, seat width continuously adjustable from 650 to 770 mm via armrests	650 mm

02 Front seat height (FSH) in combination with castor wheel (without seat cushion)

Code	rim	Front seat height in mm (FSH)		
		460	510	560
142/146	10 Tyres with aluminium rim			
142/900	10 Tyres with aluminium rim			

Steering wheel options

CODE	DESCRIPTION
816	Splash guard for steering wheels

Please select by ticking the relevant boxes

Special construction/individual solution o.r. - on request

Standard version: If no other selection is made, the standard version will be delivered.

03 Drive wheels

Puncture- resistant pneumatic tyres CODE 846

Puncture proof tyre CODE 904

Code	Ø	rim	Puncture- resistant pneumatic tyres CODE 846		Puncture proof tyre CODE 904	
			grey	black	grey	black
460	14"	Aluminium rim	<input type="checkbox"/>	<input type="checkbox"/>	<input type="checkbox"/>	<input type="checkbox"/>

Rear wheel options

CODE	DESCRIPTION
824	Mudguard for drive wheels

05 Seat camber

CODE	DESCRIPTION	SEAT ANGLING/LIFT
3064	Mechanic seat tilt, in steps	0° to +10°
3065	Electric seat tilting continuously by 18 degrees - XXL-version	0° to +18°

06 Seat depth (SD)

	(C-788)	(C-619)	(C-792)	(C-793)	(C-356)	(C-360)
	430 mm	460 mm	490 mm	530 mm	560 mm	600 mm
Seat depth (SD)	<input type="checkbox"/>	<input type="checkbox"/>	<input checked="" type="checkbox"/>	<input type="checkbox"/>	<input type="checkbox"/>	<input type="checkbox"/>

⚠ SD 600 mm incl. 30 mm seat tube extension

07 Seat-/back systems

Back systems

CODE	Seat	external back system	ErgoSeat back CODE 949
4276	Seat plate (for external seating systems)	<input type="checkbox"/>	<input type="checkbox"/>
948	ErgoSeat-seat	<input type="checkbox"/>	<input type="checkbox"/>

Please select by ticking the relevant boxes

Special construction/individual solution o.r. - on request

Standard version: If no other selection is made, the standard version will be delivered.

08 ErgoSeat-covers

CODE	DESCRIPTION
237	ErgoSeat-cover, textile, black
4980	ErgoSeat-cover, incontinec, black

10 Back support options (Adjustments)

CODE	DESCRIPTION
814	Continuous push bar
913	Head support, synthetic leather black
3066	Mechanical back support adjustment
3067	Electric back support adjustment ⚠ It is recommended to use the headrest, imitation leather black (CODE 913).

11 Arm supports and arm pads

1 = detachable 2 = height adjustable 3 = width adjustable 4 = depth adjustable

CODE	DESCRIPTION	FUNCTIONS
106	Standard arm support with upholstered arm pad and black clothes guard	1,2,3,4
4960	Arm support with upholstered arm support, satined clothes guard and slight depression in the padded arm support	1,2,3,4
21	Arm support with upholstered arm support, satined clothes guard and long angled padded arm support	1,2,3,4

12 Leg supports

CODE	DESCRIPTION
3090	Legrests, detachable and swing-away
3068	Legrests with length alignment, swivelling upward, removable and swivel-away
3069	Legrests, electrically swivelling upward, removable and swing-away

Please select by ticking the relevant boxes

Special construction/individual solution o.r. - on request

Standard version: If no other selection is made, the standard version will be delivered.

13 Footrests

CODE	DESCRIPTION	depth	LSL
54	Continuous footrest, 60 mm depth adjustable (in 4 steps), flip-up, height and angle adjustable ⚠ Footboard can only be folded up towards the back, towards the chair!	150 mm	280-430mm
822	Shoe fastening strap (pair)		
823	Heel cup (pair)		

14 Batteries and Chargers

CODE	DESCRIPTION	RANGE
5158	Maintenance-free batteries approx.66 Ah (5h), 80 Ah (20h)	35 km
732	Charger 8 A	
733	Charger 12 A	

15 Lighting

CODE	DESCRIPTION
932	Active LED-lighting front and rear acc. to StVZO

16 Joystick modules and accessories

Code	Control modules	CONTROL			
		none	2 / 682	6 / 678	8 / 4260
702/415	R-NET LED				
702/416	R-NET LCD				
702/398	R-NET LCD IR/BT				
702/839	R-NET OMNI II				

Please select by ticking the relevant boxes

Special construction/individual solution o.r. - on request

Standard version: If no other selection is made, the standard version will be delivered.

External adjustment module

CODE	DESCRIPTION
4615	External adjustment keypad for directly selecting and activating five seat functions, also while driving, assembly on the control module side ⚠ Only in combination with LCD colour display For an individual assignment, please use the following matrix! Not in combination with swivelling table tops CODE 4660 and 4661 Not in combination with laterally swivelling therapy table CODE 4646
4615	External adjustment keypad for directly selecting and activating five seat functions, also while driving, assembly on the opposite side to the control module ⚠ Only in combination with LCD colour display For an individual assignment, please use the following matrix! Not in combination with swivelling table tops CODE 4660 and 4661 Not in combination with laterally swivelling therapy table CODE 4646

Key	without assignment	Back support	Seat	CM left	CM right	CM synchron	Seatlift
(1)							
(2)							
(3)							
(4)							
(5)							

Assembly of the operating module

CODE	DESCRIPTION	CONTROLS
74	Assembly right	
60	Assembly left	

Please select by ticking the relevant boxes

Special construction/individual solution o.r. - on request

Standard version: If no other selection is made, the standard version will be delivered.

17 Operating module bracket

CODE	DESCRIPTION
4859	Operating module bracket, length adjustable
4566	Operating module bracket, length and height adjustable
4860	Operating module bracket, length and height adjustable, swivelling to the side (e.g. on a table)
851	Operating module bracket for accompanying person (operating module can be moved from the front to the rear) ⚠ Only i.c.w. continuous pushing bar CODE 814
4789	Additional operating module with priority switch for accompanying person, incl. assembly on the frame tube
4874	Protection bracket for control module ⚠ not in conjunction with CODE 839 OMNI 2

18 Special operating modules

CODE	DESCRIPTION
4660	Table plate with recess (centred) for operating module, swivelling to the right
4661	Table plate with recess (centred) for operating module, swivelling to the left

External on/off switch

for users who can hardly operate the keys of the operating module or as an emergency/off function for accompanying person

CODE	DESCRIPTION
543	External on/off switch, diameter 63 mm, green
596	External on/off switch, diameter 63 mm, yellow
778	External on/off switch, diameter 30 mm, green
779	External on/off switch, diameter 30 mm, yellow

⚠ Only i.c.w. joystick module R-NET with LED-Display CODE 702/416 or OMNI II Surround control CODE 839

Please select by ticking the relevant boxes

Special construction/individual solution o.r. - on request

Standard version: If no other selection is made, the standard version will be delivered.





MicroPilot

CODE	DESCRIPTION
4602	Joystick-attachment MicroPilot cork, with spring soft
4603	Joystick-attachment MicroPilot cork, with spring medium
4604	Joystick-attachment MicroPilot multicolour, with spring soft
4605	Joystick-attachment MicroPilot multicolour, with spring medium
4606	Joystick-attachment MicroPilot blue, with spring soft
4607	Joystick-attachment MicroPilot blue, with spring medium
4608	Joystick attachment MicroGuide/MicroPilot cork, without spring
4609	Joystick attachment MicroGuide/MicroPilot multicoloured, without spring
4610	Joystick attachment MicroGuide/MicroPilot blue, without spring

Chin control

CODE	DESCRIPTION
565	Chin control, electric, swivelling to the side  Only i.c.w. R-NET OMNI II CODE 702/839 Only i.c.w. CODE 589 4-point-belt
810	Chin control, mechanical, swivelling to the side  Only i.c.w. R-NET OMNI II CODE 702/839 Only i.c.w. CODE 589 4-point-belt

Others

CODE	DESCRIPTION
4611	MicroPilot Zero-way joystick  only in combination with joystick module R-NET OMNI II CODE 702/839
4600	MicroPilot Zero-way joystick including bracket and hand pad  only in combination with joystick module R-NET OMNI II CODE 702/839
4612	MicroGuide way joystick  only in combination with R-NET OMNI II CODE 702/839 temporarily not available
4601	MicroGuide way joystick including bracket and hand pad  only in combination with R-NET OMNI II CODE 702/839 temporarily not available

Please select by ticking the relevant boxes Special construction/individual solution o.r. - on request Standard version: If no other selection is made, the standard version will be delivered.

Joystick attachments

CODE	DESCRIPTION
553	Tetra-fork vertical
556	Tetra-fork horizontal
734	Tetra-fork horizontal, adjustable to hand width
4589	Mushroom grip
4590	Ball grip
4591	T-grip
4593	Stem grip
4594	Button grip
4595	Softball
4596	Golf ball d=43 mm

19 software

CODE	DESCRIPTION
985	Series programming (standard)
998	Special programming (deviation from standard)

Please select by ticking the relevant boxes



Special construction/individual solution o.r. - on request

Standard version: If no other selection is made, the standard version will be delivered.

20 Frame colours

CODE	FRAME	AKZENTE
207	Matt black	
212	Matt black	Polar white
212/5220	Polar white	Polar white
186	Matt black	Magic Blue
186/5220	Magic Blue	Magic Blue
227	Matt black	Red Metallic
227/5220	Red Metallic	Red Metallic
180	Matt black	Lemon reflex
180/5220	Lemon reflex	Lemon reflex
214	Matt black	Sun yellow
214/5220	Sun yellow	Sun yellow

21 Options around the wheelchair

CODE	DESCRIPTION
906	Rear-view mirror right
927	Rear-view mirror left
970	Crutch holder
803	Retaining strap with buckle (extra long)
4646	Therapy table swivelling sideways
590	Abduction wedge
260	Memory-function for head support
957	Rigid side cushion (pair)
954	swivel away side cushion (pair)
994	Baggage rack with metal rods
4795	Anti-theft function, key  only i.c. with R-Net
781	USB charging socket
782	Universal adapter for mounting mobile phone holders  Universal adapter for mounting mobile phone holders not in conjunction with OMNI II environmental control , CODE 839

Please select by ticking the relevant boxes

Special construction/individual solution o.r. - on request

Standard version: If no other selection is made, the standard version will be delivered.

22 Service

CODE	Item	DESCRIPTION
	55704	Flat fee for customised parameterisation (not eligible for discounts)  <i>The on-the-spot service covers only simple adjustment of parameter sets, such as acceleration, speed etc.</i>

USER DATA

First name

Name

Street

ZIP CODE

City

Country

Birthday

Diagnosis 1

Diagnosis 2

Tel.

Mobil

E-mail

Order number

Health insurance fund / cost unit

Specialist trade Contact person/phone.

Supply specialist MEYRA

Approval info from week

ANATOMICAL DATA (IN MM)

1) Seat depth

2) Seat width

3) Chest width

4) Chest depth

5) Elbow height

6) Armpit height

7) Back height

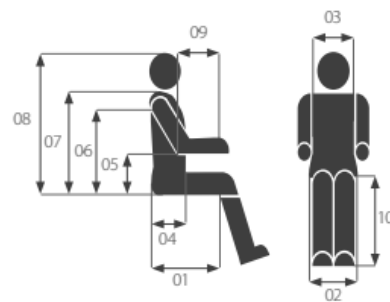
8) Head height

9) Forearm length

10) LLL

Body height

Weight (kg)



Remarks

Large empty area for remarks.

I accept the Terms and Conditions of Meyra Distribution GmbH (valid as of January 2023)

<https://www.meyra.com/gtc/>

Date

Input field for Date

City

Input field for City

Signature

Input field for Signature