

iCHAIR MC2 RS

1.615



Allowed user weight

160 kg (incl. additional load)





15" drive wheels



Side Panel lighting with individual engraving



RS design black-red



Recaro seat in black Imitation leather

Extraordinarily sporty

EFFICIENCY

- Effectiveness through simple maintenance and a high level of service friendliness
- Little need for repairs by implementing high value and durable parts
- Modular structure of the iChair-family enables compatibility of parts and parts groups
- Numerous adjustment options allow individual adaptation
- Simplified reinstallation through perfect user size limitations, as for example a standard user weight of 160 kg

THERAPEUTIC BENEFIT

- Ideal for retaining mobility at home, at the desk or in the office
- Effective pressure relief and relaxing positioning for long term sitting, through large electric adjustment sectors
- Different seat systems according to the individual demands

FIELD OF USE

- For indoor and outdoor use
- For permanent and all-day use for independent mobility, also with extreme functional limitations
- For working and active people, who need one wheelchair for different everyday situations
- Indoor spaces can easily be mastered due to the compact dimensions and high level of agility
- Suitable for outdoor use thanks to standard large tyres and optionally available 13 km/h version

ORDER

COST ESTIMATE

CUSTOM DESIGN

Please send the order form by e-mail to:

info@meyragroup.com

Customer service: +49 571 93292 555

Billing address / Customer ref. no.:

Delivery address:

Tax-ID

Consignment / Comments:

Order quantity:

MEYRA



Allowed user weight

160 kg (incl. additional load)



Hints

Our Terms and Conditions as stated at www.meyra.de/AGB shall apply

You can find information on the measurement process at www.meyra.de/messverfahren

Valid from 01.01.2025 – 31.12.2025.

Errors, misprints and changes reserved.

Use our K.I.S.S.S. for orders and configurations at www.kisss-by-meyra.de

You avoid queries and incorrect orders thanks to the buildability check

USER DATA

First name

Name

Street

ZIP CODE

City

Country

Birthday

Diagnosis 1

Diagnosis 2

Tel.

Mobil

E-mail

Order number

Health insurance fund / cost unit

Specialist trade Contact person/phone.

Supply specialist MEYRA

Approval info from week

ANATOMICAL DATA (IN MM)

1) Seat depth

2) Seat width

3) Chest width

4) Chest depth

5) Elbow height

6) Armpit height

7) Back height

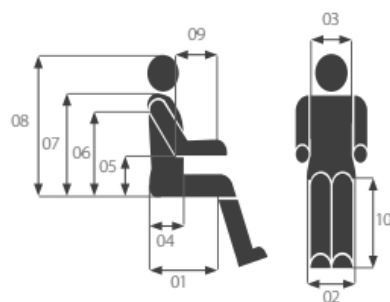
8) Head height

9) Forearm length

10) LLL

Body height

Weight (kg)



Remarks

I accept the Terms and Conditions of Meyra Distribution GmbH (valid as of January 2023)

<https://www.meyra.com/gtc/>

Date

City

Signature



Technical specifications

¹⁾ see category seat width

²⁾ seating Systems ErgoSeat / RECARO seat angle 4°

³⁾ seating System ErgoSeat

⁴⁾ 120 mm incl. step climber

⁵⁾ without legrests and without armrests

⁶⁾ see category 00 chassis/motor

⁷⁾ The adjustment range may deviate by max. +/-3° depending on SH and castor wheel size

Seat widths in mm	360 - 650 ^{1) 2)}
Seat depth in mm	400 - 560 / 480 - 530 ²⁾
Back support height in mm	530 - 570 / 640 ²⁾
Lower shank length in mm	350 - 500 / 350 - 500 ²⁾
Arm support height in mm	180 - 290 / 180 - 290 ²⁾
Front seat height in mm	530 - 600 / 580 - 650 ²⁾
Length with footrest in mm	1130
Length without footrests in mm	830
Width ready to drive in mm from	635 ³⁾
Height without head support in mm	1010 - 1130 ³⁾
Transport length in mm	830
Transport height min. in mm	590 - 660
Front wheel size in mm	260 x 70 (10")
Rear wheel size in mm	380 x 75 (15")
Max. obstacle height in mm	60 ⁴⁾
Turning radius in mm	840
Transport empty weight basic configuration min.	100 kg ⁵⁾
User weight	160 kg
Permitted overall weight incl. options	320 kg
Max. additional loading	10 kg
Driving speed	6 / 13 km/h
Motor power	2 x 300 W / 2 x 350 W
Range with battery 63 Ah (5h), 80 Ah (20h)	Max. 35 - 40 km ⁶⁾
Permitted inclination/slopes	15 %
Form of steering	indirect
Seat camber electric	-2° to 26° / 0° to 50° ⁷⁾
Seat camber mechanical	0° to 10°
Back support angle electric	-10° to 50°
Back support angle mechanical	-10° to 30°
Drive	Rear

☐ Please select by ticking the relevant boxes

S

 Special construction/individual solution o.r. - on request

☐ Standard version: If no other selection is made, the standard version will be delivered.

00 Chassis/Motorisation

CODE	SPEED	RANGE	MOTOR POWER
115	6 km/h	max. 40 km	2 x 300 W
120	13 km/h	max. 35 km	2 x 350 W
918	ESP drive stabilisation module		
	⚠ ESP driving stabilization module, only in conjunction with R-Net / LCD color display or i.V.m. OMNI II (CODE 839)		

Chassis options

CODE	DESCRIPTION
892	Standard suspension for user weight up to 120 kg
891	Reinforced suspension for user weight 120 - 160 kg

01 Seat width (SW)

CODE	DESCRIPTION	SEAT SURFACE WIDTH
38	SW continuously adjustable from 380 to 500 mm through the arm supports	380 mm
43	SW continuously adjustable from 430 to 550 mm through the arm supports	430 mm
48	SW continuously adjustable from 480 to 600 mm through the arm supports	480 mm
	⚠ only i.c. with FSH 500 or FSH 530	
53	SW continuously adjustable from 530 to 650 mm through the arm supports	530 mm
	⚠ only i.c. with FSH 500 or FSH 530	

02 Front seat height (FSH) in combination with castor wheel (without seat cushion)

				Front seat height in mm (FSH)		
Code	Ø	rim	Tyres	460	500	530
142/146	10"	Aluminium rim	Puncture protected pneumatic tyres			
142/900	10"	Aluminium rim	Puncture-proof tyres			
2142/481	10"	Aluminium rim	Cross pneumatic tires			
2142/900	10"	Aluminium rim	Cross puncture proof			

☐ Please select by ticking the relevant boxes

S

 Special construction/individual solution o.r. - on request

Standard version: If no other selection is made, the standard version will be delivered.

Steering wheel options

CODE	DESCRIPTION
816	Splash guard for steering wheels
<div><div></div> Not in combination with CODE 2142 Wide cross tyre with lug tread</div>	

03 Drive wheels

Pneumatic tyres/cleat profile CODE 482			Puncture safe tyres/cleat profile CODE 904
Code	Ø	rim	black
772	15"	Aluminium rim	
2460	14"	Aluminum rim CROSS	

Rear wheel options

CODE	DESCRIPTION
824	Mudguard for drive wheels
<div><div></div> Not in combination with Code 2460 Wide 14" cross tyre with lug tread</div>	

05 Seat camber

CODE	DESCRIPTION	Seat angle
119	Mechanic seat tilt, in steps	0° to +10°
118	Electric seat tilting continuously by 28 degrees	-2° to +26°
4118	Electric seat tilt stepless by 50 degrees	0° to 50°
<div><div></div> The seat depth 56 cm CODE 356 is not possible in combination with ErgoSeat backrest CODE 949 Only in conjunction with adjustment module VR2 CODE 682 or R-Net CODE 702</div>		
27	Cross-lift 300 mm incl. tilting	0° to 30°

06 Seat depth (SD)



	(C-615)	(C-788)	(C-619)	(C-792)	(C-793)	(C-356)
	400 mm	430 mm	460 mm	490 mm	530 mm	560 mm
Seat depth (SD)						

☐ Please select by ticking the relevant boxes☒ Special construction/individual solution o.r. - on request☐ Standard version: If no other selection is made, the standard version will be delivered.**07 Seat system**

CODE	DESCRIPTION
4276	Seat plate without cushion
948	ErgoSeat-seat
7206	Netti Uno Seat
7203	Netti Sit
7400	Ride Forward
7401	Ride Java

 *Netti and Ride not i.c. with SD 560 mm*

08 Back systems

CODE	DESCRIPTION	BACK HEIGHT
608	Round tubes, 22 mm, incl. continuous push bar  <i>prepared for external back systems</i>	
735	Adjustable back strap without padding	500 mm, convertible to 450 mm
736	Adjustable back strap with padding	500 mm, convertible to 450 mm
949	ErgoSeat back,	590 mm, convertible to 630 mm
2019	ErgoSeat Pro comfort back including overlay cushion  <i>Only i.c. with SW 430 and 480 mm</i>	590 mm, convertible to 630 mm
7201	Netti Uno Back	620 mm, convertible to 670 mm
7209	Netti Smart	620 mm, convertible to 670 mm
7207	Netti Stabil	620 mm, convertible to 670 mm
7210	Netti Super Stabil	620 mm, convertible to 670 mm
7205	Back cushion Netti Kyphotic  <i>Not in conjunction with SW 530 mm</i>	620 mm, convertible to 670 mm
7454	Ride Grande	

☐ Please select by ticking the relevant boxes

S

Special construction/individual solution o.r. - on request

Standard version:


If no other selection is made, the standard version will be delivered.

09 Optional seat units

RECARO seats are currently not available

Please note the front height of the seat cushion: ERGOSTAR +120 mm and RECARO +150 mm

CODE	Seat unit	Back support	
		mechanical	electric
961	ERGOSTAR anatomically formed seat system		
579/567	RECARO S/F short seat with little side surface		
580/578	RECARO M/W long seat with very long side bolsters		
581/584	RECARO L/X long seat with pronounced lateral guidance		

 ERGOSTAR seat CODE 961 is only possible with seat width 48 cm
Electric backrest adjustment only in conjunction with R-Net control
Longer delivery time for RECARO seats

ErgoSeat-covers

CODE	DESCRIPTION
297	ErgoSeat-cover, netting, RS design red/black
4980	ErgoSeat-cover, incontinec, black

ErgoSeatPRO accessory back

CODE	DESCRIPTION
2021	Thorax cushions, pair, large
2032	Thorax cushions, pair, small

Recaro remuneration

CODE	DESCRIPTION
235	Recaro cover, textile, black

☐ Please select by ticking the relevant boxes☒ S Special construction/individual solution o.r. - on request☐ Standard version: If no other selection is made, the standard version will be delivered.

10 Back support options (Adjustments)

CODE	DESCRIPTION
814	Continuous push bar
410	Single push handles incl. stabiliser rod
2814	Continuous push bar for RECARO seat systems ⚠ only in combination with RECARO
913	Head support, synthetic leather black
589	4-point-strap
401	Mechanical back support adjustment
25	Electric back support adjustment ⚠ It is recommended to use the headrest, imitation leather black (CODE 913).

11 Arm supports and arm pads

1 = detachable 2 = height adjustable 3 = width adjustable 4 = depth adjustable

CODE	DESCRIPTION	FUNCTIONS
106	Standard arm support with upholstered arm pad and black clothes guard	1,2,3,4
4960	Arm support with upholstered arm support, satined clothes guard and slight depression in the padded arm support	1,2,3,4
21	Arm support with upholstered arm support, satined clothes guard and long angled padded arm support	1,2,3,4
24	Arm support with padded arm support, swivelling and angle adjustable Differing arm support height 190 - 230 mm ⚠ Only i.c. with operating module bracket CODE 4859	2
769	Satined clothes guard without arm support ⚠ only i.c. with arm support CODE 24	

Armrest hemiplegia

CODE	DESCRIPTION
4982	Hemiplegia forearm rest, swing-away a. height adjustable ⚠ not in conjunction with CODE 24 flip-up armrest for forearm- length to centre of hand 36cm +/- 2cm
4983	Extension for hemiplegia forearm shell ⚠ only in conjunction with CODE 4983 Hemi-Forearm shell to centre of hand 43cm +/- 2cm

☐ Please select by ticking the relevant boxes

S

 Special construction/individual solution o.r. - on request

☐ Standard version: If no other selection is made, the standard version will be delivered.

Hand Rest Hemiplegia

CODE	DESCRIPTION
4985	Hemi hand rest flat
4987	Hemi hand rest with ergonomic handle on the left
4986	Hemi hand rest with ergonomic handle on the right

12 Leg supports

CODE	DESCRIPTION
93	Legrests, detachable and swing-away
92	Leg supports, swivelling upward, removable and swing-away <div>⚠ not i.c.w.footrest CODE 54</div>
86	Legrests, electrically swivelling upward, removable and swing-away <div>⚠ not i.c.w.footrest CODE 54</div>

13 Footrests

CODE	DESCRIPTION	depth	LSL
808	Footrests divided, height adjustable, up-folding and angle adjustable	150 mm	280 - 430 mm
798	Two-piece footrest flip up, height and angle adjustable	150 mm	280-430mm
54	Continuous footrest, 60 mm depth adjustable (in 4 steps), flip-up, height and angle adjustable <div>⚠ Only i.c.w. legrest Code 93</div>	150 mm	280-430mm
822	Shoe fastening strap (pair)		
823	Heel cup (pair)		

14 Batteries and Chargers

CODE	DESCRIPTION	RANGE
5158	Maintenance-free batteries approx.66 Ah (5h), 80 Ah (20h)	40 km
733	Charger 12 A	

☐ Please select by ticking the relevant boxes

S

 Special construction/individual solution o.r. - on request

☐ Standard version: If no other selection is made, the standard version will be delivered.

15 Lighting

CODE	DESCRIPTION
932	Active LED-lighting front and rear acc. to StVZO

16 Joystick modules and accessories

		CONTROL			
Code	Control modules	none	2 / 682	6 / 678	8 / 780
702/415	R-NET LED				
702/416	R-NET LCD				
702/398	R-NET LCD IR/BT				
702/839	R-NET OMNI II				

 Code 839 OMNI II Flashing function and horn function only selectable via menu

☐ Please select by ticking the relevant boxes

S

 Special construction/individual solution o.r. - on request

Standard version: If no other selection is made, the standard version will be delivered.

External adjustment module

External 5-way adjustment module (C. 4615/4597) - mounting on the operating module side only on REQUEST

CODE	DESCRIPTION
4599/4615	External adjustment keypad for directly selecting and activating five seat functions, also while driving, assembly on the opposite side to the control module <div><div></div> Only in combination with LCD colour display For an individual assignment, please use the following matrix! Not in combination with swivelling table tops CODE 4660 and 4661 Not in combination with laterally swivelling therapy table CODE 4646</div>

Key	without assignment	Back support	Seat	CM left	CM right	CM synchron	Seatlift
(1)							
(2)							
(3)							
(4)							
(5)							

Assembly of the operating module

CODE	DESCRIPTION
74	Assembly right
60	Assembly left

17 Operating module bracket

CODE	DESCRIPTION
4859	Operating module bracket, length adjustable
4566	Operating module bracket, length and height adjustable
4860	Operating module bracket, length and height adjustable, swivelling to the side (e.g. on a table)

☐ Please select by ticking the relevant boxes☒ Special construction/individual solution o.r. - on request☐ Standard version: If no other selection is made, the standard version will be delivered.

 Only i.c.w. continuous pushing bar CODE 814

18 Special operating modules

CODE	DESCRIPTION
4660	Table plate with recess (centred) for operating module, swivelling to the right
4661	Table plate with recess (centred) for operating module, swivelling to the left
4789	Additional operating module with priority switch for accompanying person, incl. assembly on the frame tube



External on/off switch

for users who can hardly operate the keys of the operating module or as an emergency/off function for accompanying person

CODE	DESCRIPTION
543	External on/off switch, diameter 63 mm, green
596	External on/off switch, diameter 63 mm, yellow
778	External on/off switch, diameter 30 mm, green
779	External on/off switch, diameter 30 mm, yellow

 Only i.c.w. joystick module R-NET with LED-Display CODE 702/416 or OMNI II Surround control CODE 839

Others

CODE	DESCRIPTION
4612	MicroGuide way joystick  only in combination with R-NET OMNI II CODE 702/839 temporarily not available
4601	MicroGuide way joystick including bracket and hand pad  only in combination with R-NET OMNI II CODE 702/839 temporarily not available

☐ Please select by ticking the relevant boxes

S

 Special construction/individual solution o.r. - on request

Standard version: If no other selection is made, the standard version will be delivered.

Joystick attachments

CODE	DESCRIPTION
553	Tetra-fork vertical
556	Tetra-fork horizontal
734	Tetra-fork horizontal, adjustable to hand width
4589	Mushroom grip
4590	Ball grip
4591	T-grip
4593	Stem grip
4594	Button grip
4595	Softball
4596	Golf ball d=43 mm

19 Frame colours

CODE	DESCRIPTION
207	black matte incl. RS- colouring, red elements

☐ Please select by ticking the relevant boxes☒ Special construction/individual solution o.r. - on request☐ Standard version: If no other selection is made, the standard version will be delivered.


20 Options around the wheelchair

CODE	DESCRIPTION
676	Rear marking plate
906	Rear-view mirror right
927	Rear-view mirror left
994	Baggage rack with metal rods
970	Crutch holder
589	Suspender seatbelt
833	Safety belt
721	Lap belt for ISO-transport safety
4646	Therapy table swivelling sideways
862	Step climber  not in conjunction with CODE 27 scissor lift incl. seat tilt
957	Rigid side cushion (pair)
954	swivel away side cushion (pair)  Not i.c.w. arm supports CODE 24
781	USB charging socket
782	Universal adapter for mounting mobile phone holders  not in conjunction with R-NET OMNI II CODE 702/839  Cell phone holder not included in scope of delivery
4795	Anti-theft function, key  only i.c. with R-Net

21 software

CODE	DESCRIPTION
985	Series programming (standard)
998	Special programming (deviation from standard)

22 Service

Item	DESCRIPTION
55704	Flat fee for customised parameterisation (not eligible for discounts)  The on-the-spot service covers only simple adjustment of parameter sets, such as acceleration, speed etc.