


AVANTI PRO

1.735

 **Allowed user weight**
135 kg





PRO-design



Unique brake with extremely low actuating force



On track



Individual chassis adjustment

Just like a pro!

EFFICIENCY

- Compatibility with MEYRA's modular system
- Safety in spare parts provision through an extensive specialist dealer structure
- High variability without parts exchange

THERAPEUTIC BENEFIT

- Fine tuned adjustment possibilities
- 2 frame lengths enable very good proportional assignment
- Therapeutically proven accessories in distinctive variety
- Equipment adjustable to the individual demands even for changing disease patterns
- Continuous frame with integrated leg supports
- Circumferential building block system

FIELD OF USE

- Adaptive wheelchair for universal everyday use
- Long-term care with high adaptation requirement
- Very well suited for a wide range of medical conditions
- For paraplegic provision
- User weight up to 135 kg and up to seat width 580 mm

ORDER

COST ESTIMATE

CUSTOM DESIGN

Please fax the completed order form to: **05733 922 9311**

Customer service **05733 922 311**

Billing address / Customer ref. no.:

Delivery address:

Tax-ID

Consignment / Comments:

Order quantity:

MEYRA



Basic equipment

- Handrim aluminium
- Back strap adjustable, light
- Drive wheel 24" aluminium

- Adjustable seat belt
- Velcro strap on seat belt



Allowed user weight

135 kg



Hints

Our Terms and Conditions as stated at www.meyra.de/AGB shall apply
 You can find information on the measurement process at www.meyra.de/messverfahren

Valid from 01.01.2024 – 31.12.2024.
 Errors, misprints and changes reserved.

Use our K.I.S.S.S. for orders and configurations at www.kisss-by-meyra.de
 You avoid queries and incorrect orders thanks to the buildability check



Technical specifications

Seat widths in mm	360/380/400/420/440/460/480/500/530/580
Width ready to drive in mm from	Seat width + 190 / with side panel CODE 100 SW + 180
Width folded in mm from	280
Seat depth in mm	Frame Standard 350/380/400/430 Frame long 460/480/500
Seat height front/rear in mm	440 - 520 / 420 - 520
Overall height in mm	920
Back support height in mm	340 - 500
Arm support height in mm	200 - 290
Length with footrest in mm	Frame Standard 870 - 960 / Frame Long 925 - 1015
User weight	135 kg
Empty weight from	11 kg
Permissible overall weight	150 kg
Transport weight	8.5 kg
Rear wheel	610 mm(24 inch)
Seat angle	0° - 10°

Please select by ticking the relevant boxes

Special construction/individual solution o.r. - on request

Standard version: If no other selection is made, the standard version will be delivered.

01 Seat depth and seat width in combination with frame forms

	Frame Standard (C-352)				Frame Long (C-353)		
	(C-610)	(C-368)	(C-615)	(C-788)	(C-619)	(C-787)	(C-792)
Seat width/Seat depth	SD 350mm	SD 380mm	SD 400mm	SD 430mm	SD 460mm	SD 480mm	SD 500mm
SW 360mm (C-36)							
SW 380mm (C-38)							
SW 400mm (C-40)							
SW 420mm (C-342)							
SW 440mm (C-344)							
SW 460mm (C-46)							
SW 480mm (C-48)							
SW 500mm (C-350)							
SW 530mm (C-53)							
SW 580mm (C-358)							

Seat widths option

CODE	DESIGNATION	SW
4541	Aluminum double cross strut, recommended when using additional drives or heavy loads	360 mm - 460 mm

03 Front seat height (FSH) in combination with castor wheel (without seat cushion)

The max permissible seat height difference between front and rear seat height is 100 mm!

Code	Castor	Front seat height in mm (FSH)										
		440	450	460	470	480	490	500	510	520	530	
325/908	Ø 100 Solid rubber black											
325/909	Ø 100 Solid rubber grey											
154/908	Ø 140 Solid rubber black											
154/909	Ø 140 Solid rubber grey											
161/908	Ø 180 Soft solid rubber black											
161/909	Ø 180 Soft solid rubber grey											

Please select by ticking the relevant boxes

Special construction/individual solution o.r. - on request

Standard version: If no other selection is made, the standard version will be delivered.

Front seat height (FSH) in combination with castor wheel (without seat cushion)

Code	Castor	Front seat height in mm (FSH)										
		440	450	460	470	480	490	500	510	520	530	
2480	Ø 100 x 23 Lightwheel black											
2481	Ø 100 x 32 Castor aluminum silver											
2482	Ø 125 x 32 Castor aluminum silver											

 Tyres: CODE 2480 solid rubber, transparent/colored - CODE 2481/2482 solid rubber black

Seat height front in combination with carbon castor (without seat cushion)

Code	Castor	Front seat height in mm (FSH)										
		440	450	460	470	480	490	500	510	520	530	
2495	Ø 100 x 30 mm, Black											
2496	Ø 125 x 30 mm, Black											

 Tyres: solid rubber, black

Please select by ticking the relevant boxes

Special construction/individual solution o.r. - on request

Standard version: If no other selection is made, the standard version will be delivered.


Seat height front in combination with aluminium castor (without seat cushion)

Front seat height in mm (FSH)

Code	Castor	440	450	460	470	480	490	500	510	520	530
2483	Ø 100 x 37 mm, Silver										
2484	Ø 100 x 37 mm, Black										
2485	Ø 100 x 37 mm, White										
2486	Ø 100 x 37 mm, Red										
2487	Ø 100 x 37 mm, Blue										
2488	Ø 100 x 37 mm, Orange										
2489	Ø 125 x 37 mm, Silver										
2490	Ø 125 x 37 mm, Black										
2491	Ø 125 x 37 mm, White										
2492	Ø 125 x 37 mm, Red										
2493	Ø 125 x 37 mm, Blue										
2494	Ø 125 x 37 mm, Orange										

 Tyres: solid rubber, black

Steering wheel option

CODE	DESCRIPTION
903	Reinforced steering wheel forks, recommended when using additional drives and higher user weights  *Gabelfarbe schwarz eloxiert

Please select by ticking the relevant boxes



Special construction/individual solution o.r. - on request

Standard version: If no other selection is made, the standard version will be delivered.

03 Rear wheels i.c. with seat height (tires CAT 07 and hand rims CAT 06)

RSH (mm) 420 435 445 460 470 480 495 505 520

A
B

CODE	RSH (mm)	DESCRIPTION	Ø
651	A	Standard wheel, incl. quick release axle (pair)	24x1"
651	B	Standard wheel, incl. quick release axle (pair)	24x1-3/8"
2651	A	Standard wheel BLACK, incl. quick release axle (pair)	24x1"
2651	A	Standard wheel BLACK, incl. quick release axle (pair)	24x1-3/8"
848	A	SILVERDESIGN with radial spokes and high flange rim incl. quick-release axle (pair)	24x1"
848	B	SILVERDESIGN with radial spokes and high flange rim incl. quick-release axle (pair)	24x1-3/8"
706	A	Drum braked wheel with radial spokes and drum brake for accompanying person  <i>Not i.c. with push handles CODE 413</i>	24x1"
706	B	Drum braked wheel with radial spokes and drum brake for accompanying person  <i>Not i.c. with push handles CODE 413</i>	24x1-3/8"
695	A	Active-wheel with radial spokes, high flange rim, hollow rim (Jumbo rim) in black  <i>*Empfohlen ab 100 kg Nutzergewicht oder bei dynamischer Fahrweise! nicht i.V.m. Carbolife Greifreifen CODE 849, 850, 853 nicht i.V.m. mit PU-Bereifung CODE 474</i>	24x1"
2469	A	Spinergy CLX, carbon rear wheel, spokes and hub black  <i>*nicht i.V.m. PU-Bereifung CODE 474 und 902</i>	24x1"
2470	A	Spinergy LX, aluminum rear wheel, spokes, rim and hub black  <i>*nicht i.V.m. PU-Bereifung CODE 474 und 902</i>	24x1"
2471	A	Spinergy LX, aluminum rear wheel, rim and hub black, spokes white  <i>*nicht i.V.m. PU-Bereifung CODE 474 und 902</i>	24x1"
2472	A	Spinergy LX, aluminum rear wheel, rim and hub black, spokes orange  <i>*nicht i.V.m. PU-Bereifung CODE 474 und 902</i>	24x1"

Please select by ticking the relevant boxes

Special construction/individual solution o.r. - on request

Standard version: If no other selection is made, the standard version will be delivered.

Rear wheel i.c. with seat height (incl. tyre and handrim)

The max permissible seat height difference between front and rear seat height is 100 mm!

RSH (mm) 420 435 445 460 470 480 495 505

A

CODE	RSH (mm)	DESCRIPTION	Ø
2465	A	Six-Star incl. 8 bar high pressure tyres and aluminium handrim	24x1"
2466	A	Cross-Rad incl. coarse studded tyres and stainless steel handrims (pair)	24x1.75"
2461	A	Day-Lite aluminium drive wheel, black rim, hub and spokes, black aluminium handrim and black MBL Gazelle tyres. ! max. user weight 100kg	24x1"
2468	A	Day-Lite aluminum rear wheel, black rim, hub and spokes, black aluminum handrim and black MBL Speedlite tyres. ! max. user weight 100kg	25x1"
2473	A	Blacklight aluminum rear wheel, incl. Schwalbe Marathon Plus tyres and aluminum push rims, rim, huband spokes black	24x1"
752	A	Light wheel incl. Schwalbe RightRun Light tires and aluminum handrim black	24x1"

! Complete wheels - please do not select handrims and tyres!

Rear wheel options

CODE	DESCRIPTION
880	60 mm wheelbase extension

04 Horizontal rear wheel position (center of gravity)

	PASSIVE	MEDIUM	ACTIVE
	A (30mm)	B (45mm)	C (60mm)
	D (75mm)		
Position			

05 Wheel camber

CODE	DESCRIPTION
907	3° Wheel camber ! Not in combination with drum brake CODE 706 Not in combination with wheel base extension CODE 880

Please select by ticking the relevant boxes

 Special construction/individual solution o.r. - on request

 Standard version: If no other selection is made, the standard version will be delivered.

06 Handrims and handrim options

CODE	DESCRIPTION
493	Stainless steel, polished
494	Aluminum silver anodised ⚠ Not in combination with active wheel CODE 695
871	Double handrim for seat widths from 380 mm to 480 mm ⚠ Only i.c.w. PU-tyres CODE 902 Not i.c. with drum brakes CODE 706
168	Optigripp-special handrim for tetraplegics
849	Curve L, aluminum black anodised, ergonomic handrim profile, H 31 mm
850	Curve L Tetra Grip, anti-slip coated, aluminum, suitable for quadriplegics, ergonomic handrim profile, H 31 mm
853	Gekko, aluminum black powder coated with changeable rubber lip, ergonomic handrim profile, H 31mm
166	Silicon hand rim cover, smooth, black ⚠ Not i.c. with Aluminum handrim CODE 494
692	Handrim distance narrow
693	Handrim distance far

07 Tyres

CODE	DESCRIPTION	Ø	Ø
486	Pneumatic tyre will grooved profile	24x1"	24x1 3/8"
902	PU-tyres, puncture safe ⚠ Not in combination with active wheel CODE 695	24x1"	24x1 3/8"
897	Marathon-Plus-Evolution tyres, puncture protected	24x1"	
395	Maxxis VN Master Alpha Protect tyre black, puncture resistant, 10 bar	24x1"	25x1"
474	PU-tyres, puncture safe black	24x1"	

08 Brakes

CODE	DESCRIPTION
305	Pressure brake for user
650	One-hand pressure brake LEFT (incl. brake lever long, foldable)
650	One-hand pressure brake RIGHT (incl. brake lever long, foldable)

Please select by ticking the relevant boxes

Special construction/individual solution o.r. - on request






Standard version: If no other selection is made, the standard version will be delivered.

Please select by ticking the relevant boxes


 Special construction/individual solution o.r. - on request

 Standard version: If no other selection is made, the standard version will be delivered.



09 Backrest height (BH)

CODE	DESCRIPTION	Height
434	Back strap, adjustable with velcro straps	340 mm
436	Back strap, adjustable with velcro straps	360 mm
438	Back strap, adjustable with velcro straps	380 mm
635	Back strap, adjustable with velcro straps	400 mm
442	Back strap, adjustable with velcro straps	420 mm
444	Back strap, adjustable with velcro straps	440 mm
2046	Back strap, adjustable with velcro straps  not in combination with push handle CODE 502	460 mm
634	Back strap, adjustable with velcro straps  not in combination with push handle CODE 502	480 mm
637	Back strap, adjustable with velcro straps  not in combination with push handle CODE 502	500 mm
983	Telescopic back height adjustment in 4 steps à 15 mm back strap adjustable via Velcro straps  not in combination with push handle CODE 502 not in combination with lumbar curve CODE 622	350 - 410 mm
984	Telescopic back height adjustment in 4 steps à 15 mm back strap adjustable via Velcro straps  not in combination with push handle CODE 502 not in combination with lumbar curve CODE 622	400 - 460 mm

Back strap colours

CODE	DESCRIPTION
287	Deep black, polyester
292	Mash, breathable , black  only possible for back support

Backrest variants

CODE	DESCRIPTION
2002	Back cover 20 mm wider  *nur i.V. mit CODE 287 Textil schwarz nicht i.V.m. CODE 29, 983 oder 984
593	Without back cover  recommended when using RIDE back systems

Please select by ticking the relevant boxes






Special construction/individual solution o.r. - on request

Standard version: If no other selection is made, the standard version will be delivered.

10 Back support angle

CODE	DESCRIPTION
621	Backrest without lumbar support
622	Backrest with lumbar support
29	Back, angle-adjustable from seat surface, +/-10° in 5° increments

Backrest options

CODE	DESCRIPTION
410	Push handles long
413	Push handles short  Not i.c. with push bar CODE 814
502	Push handle mounted to the frame tube, continuously height adjustable to 170 mm
814	Horizontal push bar, stabilises the back support under heavy strain  only i.c.w. Push handle long CODE 410
238	Stabilising bracket for the back support, folding  Recommended from Sw 46!
913	Head support, 300 mm continuously height adjustable  Only i.c. with push bar CODE 814
2032	ErgoSeat Pro laterals, small, pair  *Empfohlen bei Rückenhöhe 300 - 400 mm nicht i.V.m. Rückenbezug breiter CODE 2002 oder 2003

11 Ride System Back

Please specify the CODE from the RIDE order sheet:

12 Seat cushions

CODE	DESCRIPTION
560	Seat cushion 30 mm
561	Seat cushion 60 mm
7199	Netti Contour Breathable 3D cover

Please select by ticking the relevant boxes

S Special construction/individual solution o.r. - on request

Standard version: If no other selection is made, the standard version will be delivered.

13 Ride System Seat

Please specify the CODE from the RIDE order sheet:

14 Arm supports and arm pads

1 = firmly screwed 2 = can be swung up 3 = removable 4 = lockable 5 = armrest height adjustable 6 = with wheel overlap
7 = can be swung in to save space

CODE	DESCRIPTION	FUNCTIONS
21	Reinforced arm support, height adjustable arm support with a button, extra long, suitable for therapy table	2,3,4,5,7
81	Arm support, height adjustable arm support with a button, short, suitable for therapy table	2,3,4,5,7
748	Aluminium arm support in frame colour with carbon insert, incl. height adjustable arm support (screwed on)	1,6
100	Aluminum arm support in frame colour with carbon insert	1,6
98	Side part made of aluminum in frame color with carbon insert and 50 mm wheel cover	1,6
84	Arm support, height adjustable arm support with a button, standard, suitable for therapy table	2,3,4,5,7

15 Leg supports and footrests

LLL (mm) 380 390 400 410 420 430 440 450 460 470 480 490 500 510 520

A

CODE	LLL (mm)	DESCRIPTION	depth
54	A	*Fußstütze durchgehend, 60 mm tiefenverstellbar (in 4 Stufen) in schwarz, hochklappbar, höhen- und winkerverstellbar	150 mm
87	A	*Fußstütze durchgehend, hochklappbar, 15 mm tiefenverstellbar, in schwarz, höhen- und winkerverstellbar, bis SB 480 mm	100 mm
4312	A	*LED Fußstütze aus stabilem Aluminiumprofil in schwarz durchgehend höhen-, tiefen- und winkerverstellbar inkl. Bluetooth Modul und Rücklicht ⚠ From seat width 360 mm	100 mm
4313	A	*LED Fußstütze aus stabilem Aluminiumprofil in schwarz durchgehend höhen-, tiefen- und winkerverstellbar, inkl. Rücklicht ⚠ From seat width 360 mm	100 mm

Please select by ticking the relevant boxes Special construction/individual solution o.r. - on request Standard version: If no other selection is made, the standard version will be delivered.

Footrests options

CODE	DESCRIPTION
359	Calf belt

16 Frame colours

CODE	DESCRIPTION
130	Titanium grey
206	Matt black
227	Red Metallic
224	Blue-Metallic
4044	Red Metallic Matt
4049	Olive green Matt
4050	Sky Blue
4051	Chalk
4922	Metallic green
4919	Silverline

18 Hand and spoke guard

CODE	DESCRIPTION
489	Transparent
	 Only i.c. with SILVERDESIGN WHEEL CODE 651

Please select by ticking the relevant boxes

S Special construction/individual solution o.r. - on request

Standard version: If no other selection is made, the standard version will be delivered.

19 Support castors

CODE	DESCRIPTION
728	Anti-Tip, 1 pair, swivelling (recommended) ⚠ not in combination with CODE 309 step-tubes Pair not in combination with CODE 4930 step-tube left not in combination with CODE 4931
729	1 anti-tip, swivelling, mounted left ⚠ not in combination with CODE 309 step-tubes pair not in combination with CODE 4930 step-tube mounted on the left
730	1 anti-tip, swivelling, mounted right ⚠ not in combination with CODE 309 step-tubes pair not in combination with CODE 4931 step-tube mounted on the right
712	1 anti-tip wheel, insertable, removable, mounted on the left ⚠ only in combination with the CODE 4930 entry pipe or the CODE 309 entrance pipes
713	1 anti-tip wheel, insertable, removable, mounted on the right ⚠ only in combination with step-tubes CODE 4931 or step-tubes CODE 309
691	Anti-tip-wheels, insertable, removable (pair) ⚠ only in combination with CODE 309

20 Pedal tubes

CODE	DESCRIPTION
309	Pedal caps (1 pair)
4930	Pedal cap, mounted left
4931	Pedal cap, mounted right

21 Therapy tables

CODE	DESCRIPTION
929	Therapy table plastic, transparent, adjustable from 380 - 580 mm seat width ⚠ Only in combination with sideguard CODE 21 / CODE 84 or CODE 107
930	Therapy table for self-drivers, plastic, transparent slide-on for defined seat width, with front edge ⚠ Possible from SW 380 mm up; only in conjunction with side panel CODE 21/ 84 or CODE 107

Please select by ticking the relevant boxes

S Special construction/individual solution o.r. - on request

Standard version: If no other selection is made, the standard version will be delivered.

22 Options

CODE	DESCRIPTION
833	Safety belt
970	Crutch holder ⚠ only in combination with CODE 309/4390/4391
819	Reflectors ⚠ not in v.v.m. CODE 752, 2473, 2461 and 2468
912	Air-pump with holder
936	Sliding board, plastic for repositioning
679	Folding lock

Xtrends options

Item	DESCRIPTION	HMV
261519300	X-TREME Backpack	
261519600	Wheel pouch „BLACK WHEEL CASE“ fitting for max. 2 x 24“ wheels resp. each 1 x 25“ or 26“ wheel	18.99.99.0999
1074231	Wheel pouch „MEYRA ACTIVE“, fitting for max. 3 x 28“ wheels	
206964600	3M Spoke reflectors	18.99.99.0999

USER DATA

First name

Name

Street

ZIP CODE

City

Country

Birthday

Diagnosis 1

Diagnosis 2

Tel.

Mobil

E-mail

Order number

Health insurance fund / cost unit

Specialist trade Contact person/phone.

Supply specialist MEYRA

Approval info from week

ANATOMICAL DATA (IN MM)

1) Seat depth

2) Seat width

3) Chest width

4) Chest depth

5) Elbow height

6) Armpit height

7) Back height

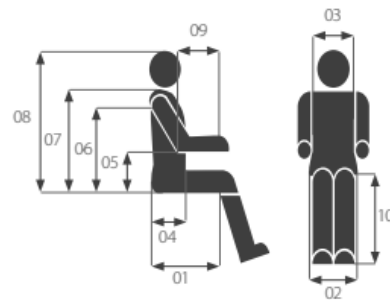
8) Head height

9) Forearm length

10) LLL

Body height

Weight (kg)



Remarks

I accept the Terms and Conditions of Meyra Distribution GmbH (valid as of January 2023)

<https://www.meyra.com/gtc/>

Date

City

Signature

EQUIPMENT AND CODES

Version No.: #1231 - 11.04.2024

AVANTI PRO 1.735




14 Code 21



15 Code 54



15 Code 87



14 Code 98



10 Code 410



10 Code 413



10 Code 621



10 Code 622



08 Code 650



08 Code 681



19 Code 691



14 Code 748



03 Code 880



15 Code 4312