


FEMTO X

1.185

 **Allowed user weight**
130 kg

 **Suitable for passenger transport**





*Zwei Vorderrahmenwinkel



*Präzise Lenkradeinstellung



*Paralleles Falten



*Rückenwinkeleinstellung

FUSE Together

EFFICIENCY

- Permanent provision with adjustment possibilities to functional changes reduces follow-up costs
- Extensive serial equipment minimises necessity for expensive customised parts
- Little wear and proneness to repair through integral design of the frame and the quality of the attachment components

THERAPEUTIC BENEFIT

- Perfect easy running and little own weight support the independence of the user
- Adaptable to functional changes and individual needs of the user through adjustment of the back, seat and chassis
- Extensive equipment assortment for long-term users
- Compact sitting, driving and transport through the optimal frame design
- Adjustable seat and back strap, individually adjustable back height
- Optimum mobility traits: lighter, sportier, easier to tilt and turn

FIELD OF USE

- For permanent and long term provision
- For paraplegic provision
- Very good suitability for many disease patterns, even for severely encumbered
- Users without function of the lower extremities (lateral transfer, driven through the handrims)
- For very active wheelchair users, handbikers and frequent travellers

ORDER

COST ESTIMATE

CUSTOM DESIGN

Please send the order form by e-mail to:

info@meyragroup.com

Customer service: +49 571 93292 555

Billing address / Customer ref. no.:

Delivery address:

Tax-ID

Consignment / Comments:

Order quantity:



Basic equipment

- Standard front frame
- Without taper frame
- Plastic castor
- Aluminum rear wheel
- Camber 0°
- High-pressure tires
- Stainless steel push rims

- Pressure Brake
- Back angle
- Black textile backrest cover
- Push handle short
- Plastic side guard
- Plastic base plates
- Frame colours



Allowed user weight

130 kg



Suitable for passenger transport



Hints

Our Terms and Conditions as stated at www.meyra.de/AGB shall apply
You can find information on the measurement process at www.meyra.de/messverfahren

Valid from 01.01.2025 – 31.12.2025.
Errors, misprints and changes reserved.

Use our K.I.S.S.S. for orders and configurations at www.kisss-by-meyra.de
You avoid queries and incorrect orders thanks to the buildability check

**Technical specifications**

Seat widths in mm	320/340/360/380/400/420/440/460/480/500/520
Width ready to drive in mm from	*Sitzbreite +170
Width folded in mm from	280 with 0° wheel camber or 330 with 3° wheel camber
Seat depth in mm	340/360/380/400/420/440/460/480/500
Seat height front/rear in mm	*425 bis 560 / 390 bis 530
Overall height in mm	Rear seat height + back support height
Back support height in mm	*variabel von 250 bis 500 verstellbar in 15mm Schritte
Arm support height in mm	ca. 170 - 245
Length with footrest in mm	*790 - 1130 (abhängig von Rahmenlänge, Radgröße und Achsposition)
User weight	130 kg
Empty weight from	9,5 kg
*Zul. Gesamtgewicht in kg	145 kg ¹⁾
Transport weight	7,4 kg
Rear wheel	600 mm (24") / 635 mm (25") / 660 mm (26")
Brake test according to STANDARD	7°
Back angle	*Serienmäßig einstellbar -10°/-5°/0°/+5°/+10°

Please select by ticking the relevant boxes

Special construction/individual solution o.r. - on request

Standard version: If no other selection is made, the standard version will be delivered.

01 Frame shape / seat width / seat depth

	(C-394)	(C-366)	(C-368)	(C-615)	(C-784)	(C-618)	(C-619)	(C-787)	(C-792)
Seat width/Seat depth	SD 340 mm	SD 360 mm	SD 380 mm	SD 400 mm	SD 420 mm	SD 440 mm	SD 460 mm	SD 480 mm	SD 500 mm
SW 320 mm (C-32)									
SW 340 mm (C-34)									
SW 360 mm (C-36)									
SW 380 mm (C-38)									
SW 400 mm (C-40)									
SW 420 mm (C-342)									
SW 440 mm (C-344)									
SW 460 mm (C-46)									
SW 480 mm (C-48)									
SW 500 mm (C-350)									
SW 520 mm (C-952)									

02 Frame options

CODE	DESCRIPTION	ANGLE
346	Standard front frame	70°
347	Compact front frame	80°
4959	Without taper frame	

Please select by ticking the relevant boxes

Special construction/individual solution o.r. - on request

Standard version: If no other selection is made, the standard version will be delivered.

03 Front seat height (FSH) in combination with castor wheel (without seat cushion)

The max permissible seat height difference between front and rear seat height is 100 mm!

Front seat height in mm (FSH)

Code	Castor	440	450	460	470	480	490	500	510	520	530	540	550	560
151/908	Ø 100 Solid rubber black													
151/909	Ø 100 Solid rubber grey													
325/908	Ø 125 Solid rubber black													
325/909	Ø 125 Solid rubber grey													
327/908	Ø 142 Soft-solid rubber black													
327/909	Ø 142 Soft-solid rubber grey													

Front seat height (FSH) in combination with castor wheel (without seat cushion)

Front seat height in mm (FSH)

Code	Castor	440	450	460	470	480	490	500	510	520	530	540	550
2480	Ø 100 x 23 Lightwheel black												
2481	Ø 100 x 32 Castor aluminum silver												
2482	Ø 125 x 32 Castor aluminum silver												

Seat height front in combination with carbon castor (without seat cushion)

Front seat height in mm (FSH)

Code	Castor	440	450	460	470	480	490	500	510	520	530	540	550
2495	Ø 100 x 30 mm, Black												
2496	Ø 125 x 30 mm, Black												

Please select by ticking the relevant boxes

Special construction/individual solution o.r. - on request

Standard version: If no other selection is made, the standard version will be delivered.

Seat height front in combination with aluminium castor (without seat cushion)

Front seat height in mm (FSH)

Code	Castor	440	450	460	470	480	490	500	510	520	530	540	550
2483	Ø 100 x 37 mm, Silver												
2484	Ø 100 x 37 mm, Black												
2485	Ø 100 x 37 mm, White												
2486	Ø 100 x 37 mm, Red												
2487	Ø 100 x 37 mm, Blue												
2488	Ø 100 x 37 mm, Orange												
2489	Ø 125 x 37 mm, Silver												
2490	Ø 125 x 37 mm, Black												
2491	Ø 125 x 37 mm, White												
2492	Ø 125 x 37 mm, Red												
2493	Ø 125 x 37 mm, Blue												
2494	Ø 125 x 37 mm, Orange												

Please select by ticking the relevant boxes

Special construction/individual solution o.r. - on request

Standard version: If no other selection is made, the standard version will be delivered.

04 Rear wheels i.c. with seat height (tires CAT 07 and hand rims CAT 06)

*HSH (mm) 26 Zoll 390 400 410 420 430 440 450 460 470 480 490 500 510 520 530

- A
- B
- C

CODE	RSH	DESCRIPTION	Ø
651	<input checked="" type="radio"/> A	Standard wheel, incl. quick release axle (pair)	24"
2651	<input checked="" type="radio"/> A	Standard wheel black, incl. quick release axle (pair)	24"
848	<input checked="" type="radio"/> A	SILVERDESIGN with radial spokes and high flange rim incl. quick-release axle (pair)	24"
695	<input checked="" type="radio"/> A	Active-wheel with radial spokes, high flange rim, hollow rim (Jumbo rim) in black ⚠ Recommended from 100 kg user weight or for dynamic driving Not in conjunction with Carbolife push rims CODE 849, 850, 853	24"
695	<input checked="" type="radio"/> B	Active-wheel with radial spokes, high flange rim, hollow rim (Jumbo rim) in black ⚠ Recommended from 100 kg user weight or for dynamic driving Not in conjunction with Carbolife push rims CODE 849, 850, 853	25"
695	<input checked="" type="radio"/> C	Active-wheel with radial spokes, high flange rim, hollow rim (Jumbo rim) in black ⚠ Recommended from 100 kg user weight or for dynamic driving Not in conjunction with Carbolife push rims CODE 849, 850, 853	26"
2470	<input checked="" type="radio"/> A	Spinergy LX, aluminum rear wheel, spokes, rim and hub black	24"
2471	<input checked="" type="radio"/> A	Spinergy LX, aluminum rear wheel, rim and hub black, spokes white	24"
2472	<input checked="" type="radio"/> A	Spinergy LX, aluminum rear wheel, rim and hub black, spokes orange	24"
2469	<input checked="" type="radio"/> A	Spinergy CLX, carbon rear wheel, spokes and hub black	24"

Please select by ticking the relevant boxes

Special construction/individual solution o.r. - on request

Standard version: If no other selection is made, the standard version will be delivered.

Rear wheel i.c. with seat height (incl. tyre and handrim)

*HSH (mm) 25 Zoll 390 400 410 420 430 440 450 460 470 480 490 500 510 520

A

B

CODE	RSH	DESCRIPTION	Ø
752	A	Lightwheel incl. RightRun Light tyres and aluminum handrim black	24x1"
2473	A	Blacklight aluminum rear wheel, incl. Schwalbe Marathon Plus tyres and aluminum push rims, rim, hub and spokes black	24x1"
2466	A	Cross-Rad incl. coarse studded tyres and stainless steel handrims (pair)	24x1.75"
2461	A	Day-Lite aluminum rear wheel, rim, hub and spokes black. Black aluminum handrim and black MBL Gazelle tires. ⚠ max. user weight 100kg	24x1"
2468	B	Day-Lite aluminum rear wheel, black rim, hub and spokes, black aluminum handrim and black MBL Speedlite tyres. ⚠ max. user weight 100kg	25x1"

05 Horizontal rear wheel position (center of gravity)

Position	ACTIVE (Pos.-mm)		MEDIUM (Pos.-mm)			PASSIV (Pos.-mm)		
	1 - 115	2 - 95	3 - 75	4 - 55	5 - 35	6 - 15	7 - (-5)	8 - (-25)

⚠ Measuring method: Rear edge of back tube to axle center in mm

Rear wheel options

CODE	DESCRIPTION
697	Release for tetra plegics, makes it easier to take off the drive wheel ⚠ Only in conjunction with Drive wheels CODE 848 and 695 Recommended in conjunction with 3° camber CODE 447

Wheel camber

CODE	DESCRIPTION
478	0° wheel camber
447	3°-wheel camber (track adjustable)

Please select by ticking the relevant boxes

 Special construction/individual solution o.r. - on request

 Standard version: If no other selection is made, the standard version will be delivered.

06 Handrims

CODE	DESCRIPTION	Ø		
493	Stainless steel, polished	24"	25"	26"
494	Aluminum silver anodised ⚠ Not in conjunction with active wheel CODE 695	24"		
445	Titanium, with 6 brackets ⚠ Only in conjunction with Active wheel CODE 695 Spinergy wheel CODE 2469, 2470, 2471, 2472	24"	25"	26"
168	Optigripp-special handrim for tetraplegics	24"		
849	Curve L, black anodized aluminium, ergonomic push rim profile	24"		
850	Curve L Tetra Grip, anti-slip coated, aluminum, suitable for quadriplegics, ergonomic handrim profile, H 31 mm	24"		
853	Gekko, aluminum black anodized with replaceable rubber lip, ergonomic hand rim profile, H 31mm	24"		
871	Double handrim for seat widths up to 480 mm ⚠ Only in conjunction with PU tires CODE 902 Not in conjunction with drum brakes CODE 706 not suitable for very active use	24"		

Hand rim options

CODE	DESCRIPTION
166	Silicon hand rim cover, smooth, black ⚠ Not in conjunction with aluminum push rims CODE 494
692	Handrim distance narrow
693	Handrim distance far

Please select by ticking the relevant boxes

 Special construction/individual solution o.r. - on request

 Standard version: If no other selection is made, the standard version will be delivered.

07 Tyres

CODE	DESCRIPTION	Ø
496	High pressure tyre 8 bar	24x1"
486	Pneumatic tires with grooved tread, 4 bar	24x1 3/8"
902	PU-tyres, puncture safe ⚠ Not in conjunction with active wheel CODE 695	24x1"
897	Marathon-Plus-Evolution tyres, puncture protected	24x1"
363	Schwalbe ONE tyre, no profile, puncture resistant	24x1"
395	Maxxis VN Master Alpha Protect tyre black, puncture resistant, 10 bar	24x1"
474	PU-tyres, puncture safe black ⚠ Not in conjunction with active wheel CODE 695	24x1"

⚠ Tyres consist of a rubber compound which may leave permanent marks or be hard to remove from some surfaces (e.g. plastic, wooden or parquet flooring, rugs and carpets).
 We cannot accept liability for any abrasion damage to flooring.

08 Brakes

CODE	DESCRIPTION
305	Pressure brake for user
60/650	One-hand pressure brake left (incl. Brake lever long, hinged)
74/650	One-hand pressure brake right (including brake lever long, hinged)
2595	Light pressure brake made of aluminum, swing away
986	Attachable brake lever extension ⚠ Only in conjunction with pressure brake for driver CODE 305
681	Brake lever extension, foldable, firmly mounted

Please select by ticking the relevant boxes

Special construction/individual solution o.r. - on request

Standard version: If no other selection is made, the standard version will be delivered.

09 Backrest height (BH)

Backrest height in mm

(C-620) (C-626) (C-631) (C-632) (C-633) (C-637)

DESCRIPTION	250	300	350	400	450	500
-------------	-----	-----	-----	-----	-----	-----

*Rückengurt, über Klettbänder anpassbar nachträglich einstellbar +60 mm (15mm Schritte)

Back angle

Pos. A

Pos. B

Pos. C

Pos. D

Pos. E

80°

85°

90°

95°

100°

 The smaller the angle, the more the back is inclined towards the seat

Type of back cover

CODE DESCRIPTION

235 Textile black

292 Mash, breathable, black

Back cover variants

CODE DESCRIPTION

2002 Back cover 20 mm wider

2003 Back cover 40 mm wider

593 Without back cover

 recommended when using RIDE back systems

Please select by ticking the relevant boxes

S Special construction/individual solution o.r. - on request

Standard version: If no other selection is made, the standard version will be delivered.

10 Push handles and backrest options

CODE	DESCRIPTION
411	Backrest without push handle
413	Back with push handle, short
410	Back with push handle, long
141	Push handles, swivel-away
502	Backrest with push handle mounted to the frame tube, continuously height adjustable to 150 mm ⚠ Not in conjunction with sliding handle code 140 / 141
818	Backrest can be folded forward onto the seat ⚠ from back height 400mm
2032	ErgoSeat Pro laterals, small, pair ⚠ Recommended at back height 300 - 400 mm

11 Ride System Back

Please specify the CODE from the RIDE order sheet:

Please select by ticking the relevant boxes

S Special construction/individual solution o.r. - on request

Standard version: If no other selection is made, the standard version will be delivered.

12 Seat cushions


CODE	DESCRIPTION
560	Seat cushion 30 mm
7199	Netti Contour Breathable 3D cover
561	*Sitzkissen 60mm
562	Velcro strip on seat belt

13 Ride System Seat

Please specify the CODE from the RIDE order sheet:

14 Arm supports and arm pads

1 = fixed screwed 2 = swivel up 3 = detachable 4 = lockable 5 = height-adjustable armrest 6 = with wheel cover

CODE	DESCRIPTION	FUNCTIONS
101	Plastic side panel incl. mudguard 41mm	1,6
304	Carbon fiber side guard  Without mudguard	1,6
783	Carbon fiber side guard	1,6

Side panel option

CODE	DESCRIPTION
24	Swing-away side panel bracket  not in conjunction with Side guard CODE 81/84

Please select by ticking the relevant boxes

S Special construction/individual solution o.r. - on request

Standard version: If no other selection is made, the standard version will be delivered.

15 Leg supports and footrests

LLL (mm) 370 380 390 400 410 420 430 440 450 460 470 480 490 500 510 520

A

CODE	LLL (mm)	DESCRIPTION	depth
805	A	Split plastic footrests, fold-up and height-adjustable	
312	A	Footrest made of sturdy aluminum profile in frame color, foldable, height and angle adjustable	100 mm
808	A	Single aluminium footrest in frame colour, folding upward, depth and angle adjustable	150 mm

A The difference between the seat height at the front and the lower leg length must be at least 50 mm

359	Calf belt		
-----	-----------	--	--

16 Frame colours

CODE	DESCRIPTION
130	Titanium grey
206	Matt black
224	Blue-Metallic
227	Red Metallic
4044	Red Metallic Matt
4049	Olive green Matt
4050	Sky Blue
4051	Chalk
4919	Silverline
4922	Metallic green

Please select by ticking the relevant boxes

 Special construction/individual solution o.r. - on request




 Standard version: If no other selection is made, the standard version will be delivered.

17 Options






hand and spoke protection

CODE	DESCRIPTION
489	Transparent

Support castors

CODE	DESCRIPTION
728	Anti-Tip, 1 pair, swivelling (recommended)  Not in conjunction with Support tube CODE 309
729	1 anti-tip, swivelling, mounted left  Not in conjunction with Support tube CODE 309/4930
730	1 anti-tip, swivelling, mounted right  Not in conjunction with Support tube CODE 309/4931

Options



CODE	DESCRIPTION
309	Step tubes (1 pair)  not in conjunction with support castors CODE 728/729/730
4930	1 step tube, mounted on the left  not in conjunction with support castors CODE 728/729
4931	1 step tube, mounted on the right  not in conjunction with support castors CODE 728/730
833	Safety belt
819	Reflectors  *nicht in Verbindung mit CODE 752/2473/2461/2468
970	Crutch holder  Only in conjunction with step tube CODE 309/4930/4931 or CODE 691/712/713


Please select by ticking the relevant boxes

 Special construction/individual solution o.r. - on request

 Standard version: If no other selection is made, the standard version will be delivered.

Therapy tables

CODE	DESCRIPTION
929	Plastic therapy table, transparent  Only in conjunction with Sideguard CODE 84 Seat width 400 - 480mm
930	Therapy table for manual wheelchairs, made of plastic, transparent for pushing on for the specified seat width  only in conjunction with side panel CODE 84

 With 24" wheels and a rear seat height of less than 470 mm, there is a resulting limitation in terms of armrest height with use of the therapy table Code 929/930

Xtrends options

CODE	DESCRIPTION
962	X-TREME Backpack
2080	Wheel pouch „BLACK WHEEL CASE“ fitting for max. 2 x 24" wheels resp. each 1 x 25" or 26" wheel
2081	Wheel pouch „MEYRA ACTIVE“, fitting for max. 3 x 28" wheels
2082	3M Spoke reflectors