


# EUROCHAIR

1.850

 **Allowed user weight**  
120 kg  
150 kg reinforced design





Lever brake



Legrests swing-away inwards and outwards



Removable armrests



Ferrules standard

## Functional and intelligent

---

### **EFFICIENCY**

- Durable product through the use of high value materials and a high level of manufacturing quality, little need for repairs
- Optimal adaptation due to very many options (no resupply required)
- Long term assurance of spare parts provision through an area wide dealer structure
- Optimal reinstallment through simple adaptation to the new user

### **THERAPEUTIC BENEFIT**

- Enhances independent mobility through fine tuned adaptation to the user
- Strainless sitting, even for longer periods
- Simple handling of arm- and leg supports
- Good light-running properties with little required propelling strength
- very good tuning to different fields of application, since the same seat height can be set with different wheel sizes

### **FIELD OF USE**

- Fully equipped for permanent application
- Optimal provision of many disabilities due to the high level of adjustment possibilities
- Mostly implemented at home, but also in rehabilitation clinics to achieve therapeutic goals
- Can be used with various forms of propulsion

ORDER

COST ESTIMATE

CUSTOM DESIGN

Please fax the completed order form to: **05733 922 9311**

Customer service **05733 922 311**

Billing address / Customer ref. no.:

Delivery address:

Tax-ID

Consignment / Comments:

Order quantity:

**MEYRA**



**Basic equipment**

- Rear wheels 24"
- Handrim aluminium
- Hand rim distance narrow (can be changed to wide)
- PU-tyres, puncture safe
- Castor wheel 142 mm solid rubber Soft
- Backrest with lumbar support

- Arm supports up-foldable
- Leg supports, removable and swivelling
- Seat depth 430 mm
- Seat and back strap Polyester, black
- Frame colour Silverline



**Allowed user weight**

120 kg  
150 kg reinforced design



**Hints**

Our Terms and Conditions as stated at [www.meyra.de/AGB](http://www.meyra.de/AGB) shall apply  
You can find information on the measurement process at [www.meyra.de/messverfahren](http://www.meyra.de/messverfahren)  
When transported in public transport (e.g. train), the dimensions of the wheelchair may be higher than the guide values of the transport company. Please inquire in advance.  
When using auxiliary drives, the permissible total weight must not be exceeded.

Valid from 01.01.2024 – 31.12.2024.  
Errors, misprints and changes reserved.

Use our K.I.S.S.S. for orders and configurations at [www.kisss-by-meyra.de](http://www.kisss-by-meyra.de)  
You avoid queries and incorrect orders thanks to the buildability check



## Technical specifications


Seat widths in mm	380/400/430/460/480/500
Width ready to drive in mm from	seat width + 180
Width folded in mm from	280
Seat depth in mm	400/430/460
Seat height front/rear in mm	variable 420 - 530 / 390 - 500
Overall height in mm	variable 750 - 980
Back support height in mm	350/380/420/450
Arm support height in mm	230
Length with footrest in mm	1020
User weight	120 kg / 150 kg
Empty weight from	15 kg
Permissible overall weight	*140 kg / 175 kg
Transport weight	9 kg
Rear wheel	22 inch / 24 inch
Brake test according to STANDARD	7°

Please select by ticking the relevant boxes

Special construction/individual solution o.r. - on request

Standard version: If no other selection is made, the standard version will be delivered.

## 01 Seat width (SW)

CODE	DESCRIPTION
38	SW 380 mm
40	SW 400 mm
43	SW 430 mm
46	SW 460 mm
48	SW 480 mm
350	SW 500 mm Reinforced design with double cross brace  max. user weight of 150 kg

## 02 Seat depth (SD)

CODE	DESCRIPTION
615	SD 400 mm <span style="float: right;">Can be changed to 430 mm</span>
788	SD 430 mm
619	SD 460 mm

## 03 Front seat height (FSH) in combination with castor wheel (without seat cushion)

Selecting the VSH automatically configures a standard steering wheel as well as the matching steering fork.

Code	Ø Lightwheel	Front seat height in mm													
		420	445	450	460	470	475	480	485	490	500	505	510	520	
325	125 Ø Solid rubber														
154	142 Ø Soft solid rubber														
143	150 Ø Flexel														
161	180 Ø PU														
645	180 Ø Pneumatic tyres														

Version No.: #1189 - 02.02.2024

Please select by ticking the relevant boxes

**S** Special construction/individual solution o.r. - on request

**Standard version:** If no other selection is made, the standard version will be delivered.

## 04 Seat cushions

CODE	DESCRIPTION	
560	Seat cushion, black	30 mm
561	Seat cushion, black	60 mm

## 05 Rear seat height (RSH) in combination with drive wheel and axle position

RSH (mm) 390 395 400 405 410 415 420 425 430 435 440 445 450 455 460 465 470 475 480 485 490 495 500 505 510 515 520

- A**
- B**
- C**
- D**
- E**
- F**
- G**
- H**

### Drive wheel axle position horizontal

CODE	Ø Driving wheel	ACTIVE / RSH (mm)	PASSIVE / RSH (mm)
651/895	22 x 1" quick release axle, pressure brake	<b>A</b>	<b>B</b>
651/896	22 x 1 3/8" quick release axle, pressure brake	<b>C</b>	<b>D</b>
651/895	24 x 1" quick release axle, pressure brake	<b>E</b>	<b>F</b>
651/896	24 x 1 3/8" quick release axle, pressure brake	<b>G</b>	<b>H</b>
706/895	24 x 1" quick release axle, drum brake	<b>E</b>	<b>F</b>
706/896	24 x 1 3/8" quick release axle, drum brake	<b>G</b>	<b>H</b>

## Rear wheel options

CODE	DESCRIPTION
878	70 mm wheelbase extension ⚠ in combination with wheelsize 22" and seat depth 460 mm only in combination with CODE 706 drum brake

Please select by ticking the relevant boxes

Special construction/individual solution o.r. - on request

Standard version: If no other selection is made, the standard version will be delivered.

## Brake options

CODE	DESCRIPTION
986	Brake lever extension, slide-on, 1 pair

## 06 Handrims

CODE	DESCRIPTION	∅	∅
494	Aluminum silver anodised	22"	24"
871	Double handrim for seat widths up to 480 mm <b>⚠</b> only i.c.w. PU-tyres CODE 902 not i.c. with drum brakes CODE 706	-	24"
168	Optigripp-special handrim for tetraplegics <b>⚠</b> only in combination with handrims distance far	-	24"
166	Silicon hand rim cover, smooth, black	22"	24"
692	handrim spacing narrow	22"	24"

## 07 Tyres

CODE	DESCRIPTION	∅	∅
486	Pneumatic tyre will grooved profile	22"	24"
902	PU-tyres, puncture safe	22"	24"

## 08 Back support belt height

Back support strap	Back height			
	350 mm	380 mm	420 mm	450 mm
Standard back support strap, not adjustable	(630)	(438)	(442)	(636)
Back strap, adjustable with velcro straps	(631)	(627)	(628)	(633)

Please select by ticking the relevant boxes

**S** Special construction/individual solution o.r. - on request

**Standard version:** If no other selection is made, the standard version will be delivered.

## 09 Back support angles-/options

CODE	DESCRIPTION
621	Backrest without lumbar support
622	Backrest with lumbar support
502	Push handle mounted to the frame tube, continuously height adjustable to 180 mm
814	Horizontal push bar, stabilises the back support under heavy strain
29	Back support, +/- 10° angle adjustable from seat surface in 3-steps ⚠ only i.C. with Back strap, adjustable CODE 628 or 633 only i.C. with arm supports CODE 81
594	Back support, 30°-mechanically angle adjustable from seat surface in 7.5°-steps ⚠ Only in conjunction with wheelbase extension CODE 878 only in conjunction with adjustable back CODE 628 or 633 only in conjunction with stabilising bar CODE 814 only in conjunction with side panel CODE 81 only possible for BH 420 / 450 only in conjunction with back without lumbar support CODE 621

## 10 Arm supports and arm pads

\*1 = fest verschraubt 2 = hochschwenkbar 3 = abnehmbar 4 = verriegelbar 5 = Armlehne höhenverstellbar 6 = mit Radüberdeckung 7 = platzsparend einschwenkbar

CODE	DESCRIPTION	FUNCTIONS
70	Long aluminium arm supports in frame colour	2,3,4,7
77	Slanted aluminium arm supports in frame colour	2,3,4,7
81	Arm support incl. button adjustable and removable arm supports 250 mm long, suited for tetraplegics	3,4,5
107	Arm support incl. button adjustable and removable arm supports, suited for tetraplegics	2,3,4,5,7
917	Arm support distancer set for height adjustment in two steps up to max. 30mm ⚠ only i.c. with arm support CODE 70 or 77	



Please select by ticking the relevant boxes

Special construction/individual solution o.r. - on request

Standard version: If no other selection is made, the standard version will be delivered.

## 11 Leg supports

### Right leg support

Code	Left leg support	Code 94	Code 52	Code 92	Code 93
94	Without leg support				
52	Amputee leg support				
92	removable, swivel away and up				
93	removable swivel-away				

## 12 Footrests

LLL (mm) 380 390 400 410 420 430 440 450 460 470 480 490 500 510 520

**A**

CODE	LSL	DESCRIPTION	depth
54	<b>A</b>	Continuous footrest, 60 mm depth adjustable (in 4 steps), flip-up, height and angle adjustable	150 mm
806	<b>A</b>	Footrests divided, up-foldable, 40 mm depth adjustable	180 mm
808	<b>A</b>	Footrests divided, height adjustable, up-folding and depth- and angle adjustable	180 mm

## 13 Leg support and footrest options

CODE	DESCRIPTION
4698	Knee cushion
822	Shoe fastening strap (pair)
823	Heel cup (pair)

## 14 Frame colours

CODE	DESCRIPTION
4919	Silverline
229	Marine blue
230	Burgundy

Please select by ticking the relevant boxes

Special construction/individual solution o.r. - on request

Standard version: If no other selection is made, the standard version will be delivered.

### 15 Seat-/back strap colours

CODE	DESCRIPTION
287	Deep black, polyester

### 16 Hand and spoke guard

CODE	DESCRIPTION
489	Transparent

### 17 Support castors

CODE	DESCRIPTION
691	Support castors, length adjustable, removable (1 pair)
712	1 support castor, length adjustable, removable, mounted left
713	1 support castor, length adjustable, removable, mounted right

### 18 Manoeuvre rollers

CODE	DESCRIPTION
746	1 pair shunting castors, brakeable, e.g. for tight spaces or in an aeroplane

### 19 Therapy tables

With 24" wheels and a rear seat height of less than 470 mm, there is a restriction on the armrest height when using the CODE 929/930 therapy table, i.e. the armrest must be set correspondingly higher, as the lowest armrest position is then not possible.

CODE	DESCRIPTION
929	Therapy table made of plastic, transparent, adjustable from 380 - 510 mm seat width
930	Therapy table for self-drivers, plastic, transparent, slide-on for defined seat width, with front edge
4662	Therapy table, half-sided left, plastic, transparent, ergonomically formed
4663	Therapy table, half-sided right, plastic, transparent, ergonomically formed

Please select by ticking the relevant boxes Special construction/individual solution o.r. - on request Standard version: If no other selection is made, the standard version will be delivered.**20 Other accessories**

CODE	DESCRIPTION
585	Infusion post "UNIVERSAL"
833	Safety belt
970	Crutch holder
819	Reflectors
912	Air-pump with holder
936	Sliding board, plastic for repositioning
962	Universal rucksack with outer pocket

### USER DATA

First name

Name

Street

ZIP CODE

City

Country

Birthday

Diagnosis 1

Diagnosis 2

Tel.

Mobil

E-mail

Order number

Health insurance fund / cost unit

Specialist trade Contact person/phone.

Supply specialist MEYRA

Approval info from week

### ANATOMICAL DATA (IN MM)

1) Seat depth

2) Seat width

3) Chest width

4) Chest depth

5) Elbow height

6) Armpit height

7) Back height

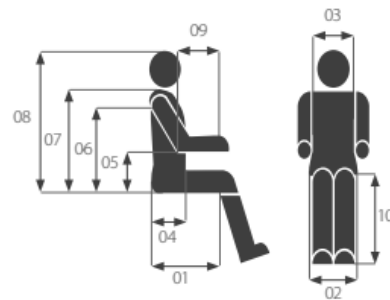
8) Head height

9) Forearm length

10) LLL

Body height

Weight (kg)



Remarks

I accept the Terms and Conditions of Meyra Distribution GmbH (valid as of January 2023)

<https://www.meyra.com/gtc/>

Date

City

Signature